







# Applications

No.: 2018-02





Date 10.04.2018

Description	FTE				KW	HP	CCM				
Brake Hose	192E.865E.1.1	Rear Axle Left - at bra	SKODA	FABIA II Combi (545)	1.9 TDI	77	105	1896	10/2007	03/2010	Brake Type: Disc Brake
Brake Hose	192E.865E.1.1	Rear Axle Left - at bra	SEAT	IBIZA III (6L1)	1.2	44	60	1198	06/2007	05/2008	for PR number: 1KD,1KK,1KS,1KT
Brake Hose	192E.865E.1.1	Rear Axle Left - at bra	SEAT	IBIZA III (6L1)	1.2	47	64	1198	02/2002	06/2006	for PR number: 1KD,1KK,1KS,1KT
Brake Hose	192E.865E.1.1	Rear Axle Left - at bra	SEAT	IBIZA III (6L1)	1.2 12V	51	70	1198	05/2006	11/2009	for PR number: 1KD,1KK,1KS,1KT
Brake Hose	192E.865E.1.1	Rear Axle Left - at bra	SEAT	IBIZA III (6L1)	1.4 16V	55	75	1390	02/2002	12/2007	for PR number: 1KD,1KK,1KS,1KT
Brake Hose	192E.865E.1.1	Rear Axle Left - at bra	SEAT	IBIZA III (6L1)	1.4 16V	63	86	1390	05/2006	11/2009	for PR number: 1KD,1KK,1KS,1KT
Brake Hose	192E.865E.1.1	Rear Axle Left - at bra	SEAT	IBIZA III (6L1)	1.4 16V	74	100	1390	02/2002	11/2009	for PR number: 1KD,1KK,1KS,1KT
Brake Hose	192E.865E.1.1	Rear Axle Left - at bra	SEAT	IBIZA III (6L1)	1.4 TDI	51	70	1422	05/2005	11/2009	for PR number: 1KD,1KK,1KS,1KT
Brake Hose	192E.865E.1.1	Rear Axle Left - at bra	SEAT	IBIZA III (6L1)	1.4 TDI	55	75	1422	05/2002	12/2005	for PR number: 1KD,1KK,1KS,1KT
Brake Hose	192E.865E.1.1	Rear Axle Left - at bra	SEAT	IBIZA III (6L1)	1.4 TDI	59	80	1422	06/2005	11/2009	for PR number: 1KD,1KK,1KS,1KT
Brake Hose	192E.865E.1.1	Rear Axle Left - at bra	SEAT	IBIZA III (6L1)	1.6	74	101	1598	02/2003	11/2009	for PR number: 1KD,1KK,1KS,1KT
Brake Hose	192E.865E.1.1	Rear Axle Left - at bra	SEAT	IBIZA III (6L1)	1.6 16V	77	105	1598	11/2006	11/2009	for PR number: 1KD,1KK,1KS,1KT
Brake Hose	192E.865E.1.1	Rear Axle Left - at bra	SEAT	IBIZA III (6L1)	1.8 T Cupra R	132	180	1781	01/2004	02/2008	for PR number: 1KD,1KK,1KS,1KT
Brake Hose	192E.865E.1.1	Rear Axle Left - at bra	SEAT	IBIZA III (6L1)	1.8 T FR	110	150	1781	12/2003	05/2008	for PR number: 1KD,1KK,1KS,1KT
Brake Hose	192E.865E.1.1	Rear Axle Left - at bra	SEAT	IBIZA III (6L1)	1.9 SDI	47	64	1896	02/2002	12/2005	for PR number: 1KD,1KK,1KS,1KT
Brake Hose	192E.865E.1.1	Rear Axle Left - at bra	SEAT	IBIZA III (6L1)	1.9 TDI	74	100	1896	02/2002	11/2009	for PR number: 1KD,1KK,1KS,1KT
Brake Hose	192E.865E.1.1	Rear Axle Left - at bra	SEAT	IBIZA III (6L1)	1.9 TDI	96	131	1896	02/2002	11/2009	for PR number: 1KD,1KK,1KS,1KT
Brake Hose	192E.865E.1.1	Rear Axle Left - at bra	SEAT	IBIZA III (6L1)	1.9 TDI Cupra R	118	160	1896	03/2004	02/2008	for PR number: 1KD,1KK,1KS,1KT
Brake Hose	192E.865E.1.1	Rear Axle Left - at bra	SEAT	IBIZA III (6L1)	2.0	85	116	1984	04/2002	11/2009	for PR number: 1KD,1KK,1KS,1KT
Brake Hose	192E.865E.1.1	Rear Axle Left - at bra	VW	POLO (9N )	1.2	40	54	1198	01/2002	05/2007	Brake Type: Disc Brake
Brake Hose	192E.865E.1.1	Rear Axle Left - at bra	VW	POLO (9N )	1.2	40	54	1198	01/2002	05/2007	for PR number: 1KD,1KS,1KV,2EJ
Brake Hose	192E.865E.1.1	Rear Axle Left - at bra	VW	POLO (9N )	1.2	44	60	1198	05/2007	05/2009	Brake Type: Disc Brake
Brake Hose	192E.865E.1.1	Rear Axle Left - at bra	VW	POLO (9N )	1.2	44	60	1198	05/2007	05/2009	for PR number: 1KD,1KS,1KV,2EJ
Brake Hose	192E.865E.1.1	Rear Axle Left - at bra	VW	POLO (9N )	1.2 12V	47	64	1198	11/2001	07/2007	Brake Type: Disc Brake
Brake Hose	192E.865E.1.1	Rear Axle Left - at bra	VW	POLO (9N )	1.2 12V	47	64	1198	11/2001	07/2007	for PR number: 1KD,1KS,1KV,2EJ
Brake Hose	192E.865E.1.1	Rear Axle Left - at bra	VW	POLO (9N )	1.2 12V	51	69	1198	05/2007	05/2009	Brake Type: Disc Brake
Brake Hose	192E.865E.1.1	Rear Axle Left - at bra	VW	POLO (9N )	1.2 12V	51	69	1198	05/2007	05/2009	for PR number: 1KD,1KS,1KV,2EJ
Brake Hose	192E.865E.1.1	Rear Axle Left - at bra	VW	POLO (9N )	1.4 16V	55	75	1390	11/2001	05/2008	Brake Type: Disc Brake
Brake Hose	192E.865E.1.1	Rear Axle Left - at bra	VW	POLO (9N )	1.4 16V	55	75	1390	11/2001	05/2008	for PR number: 1KD,1KS,1KV,2EJ
Brake Hose	192E.865E.1.1	Rear Axle Left - at bra	VW	POLO (9N )	1.4 16V	59	80	1390	05/2006	05/2009	Brake Type: Disc Brake
Brake Hose	192E.865E.1.1	Rear Axle Left - at bra	VW	POLO (9N )	1.4 16V	59	80	1390	05/2006	05/2009	for PR number: 1KD,1KS,1KV,2EJ
Brake Hose	192E.865E.1.1	Rear Axle Left - at bra	VW	POLO (9N )	1.4 16V	74	101	1390	11/2001	05/2008	Brake Type: Disc Brake
Brake Hose	192E.865E.1.1	Rear Axle Left - at bra	VW	POLO (9N )	1.4 16V	74	101	1390	11/2001	05/2008	for PR number: 1KD,1KS,1KV,2EJ
Brake Hose	192E.865E.1.1	Rear Axle Left - at bra	VW	POLO (9N )	1.4 FSI	63	86	1390	02/2002	07/2006	Brake Type: Disc Brake
Brake Hose	192E.865E.1.1	Rear Axle Left - at bra	VW	POLO (9N )	1.4 FSI	63	86	1390	02/2002	07/2006	for PR number: 1KD,1KS,1KV,2EJ
Brake Hose	192E.865E.1.1	Rear Axle Left - at bra	VW	POLO (9N )	1.4 TDI	51	70	1422	04/2005	05/2009	Brake Type: Disc Brake
Brake Hose	192E.865E.1.1	Rear Axle Left - at bra	VW	POLO (9N )	1.4 TDI	51	70	1422	04/2005	05/2009	for PR number: 1KD,1KS,1KV,2EJ
Brake Hose	192E.865E.1.1	Rear Axle Left - at bra	VW	POLO (9N )	1.4 TDI	55	75	1422	11/2001	06/2005	Brake Type: Disc Brake
Brake Hose	192E.865E.1.1	Rear Axle Left - at bra	VW	POLO (9N )	1.4 TDI	55	75	1422	11/2001	06/2005	for PR number: 1KD,1KS,1KV,2EJ
Brake Hose	192E.865E.1.1	Rear Axle Left - at bra	VW	POLO (9N )	1.4 TDI	59	80	1422	04/2005	05/2009	Brake Type: Disc Brake
Brake Hose	192E.865E.1.1	Rear Axle Left - at bra	VW	POLO (9N )	1.4 TDI	59	80	1422	04/2005	05/2009	for PR number: 1KD,1KS,1KV,2EJ
Brake Hose	192E.865E.1.1	Rear Axle Left - at bra	VW	POLO (9N )	1.6 16V	77	105	1598	05/2006	05/2009	Brake Type: Disc Brake
Brake Hose	192E.865E.1.1	Rear Axle Left - at bra	VW	POLO (9N )	1.6 16V	77	105	1598	05/2006	05/2009	for PR number: 1KD,1KS,1KV,2EJ
Brake Hose	192E.865E.1.1	Rear Axle Left - at bra	VW	POLO (9N )	1.8 GTI	110	150	1781	09/2005	05/2009	for PR number: 1KD,1KS,1KV,2EJ
Brake Hose	192E.865E.1.1	Rear Axle Left - at bra	VW	POLO (9N )	1.8 GTI	110	150	1781	09/2005	05/2009	Brake Type: Disc Brake
Brake Hose	192E.865E.1.1	Rear Axle Left - at bra	VW	POLO (9N )	1.8 GTI Cup Edition	132	180	1781	06/2006	05/2009	Brake Type: Disc Brake
Brake Hose	192E.865E.1.1	Rear Axle Left - at bra	VW	POLO (9N )	1.8 GTI Cup Edition	132	180	1781	06/2006	05/2009	for PR number: 1KD,1KS,1KV,2EJ
Brake Hose	192E.865E.1.1	Rear Axle Left - at bra	VW	POLO (9N )	1.9 SDI	47	64	1896	11/2001	05/2009	Brake Type: Disc Brake
Brake Hose	192E.865E.1.1	Rear Axle Left - at bra	VW	POLO (9N )	1.9 SDI	47	64	1896	11/2001	05/2009	for PR number: 1KD,1KS,1KV,2EJ
Brake Hose	192E.865E.1.1	Rear Axle Left - at bra	VW	POLO (9N )	1.9 TDI	74	101	1896	11/2001	05/2009	Brake Type: Disc Brake
Brake Hose	192E.865E.1.1	Rear Axle Left - at bra	VW	POLO (9N )	1.9 TDI	74	101	1896	11/2001	05/2009	for PR number: 1KD,1KS,1KV,2EJ
Brake Hose	192E.865E.1.1	Rear Axle Left - at bra	VW	POLO (9N )	1.9 TDI	96	130	1896	11/2003	05/2009	Brake Type: Disc Brake
Brake Hose	192E.865E.1.1	Rear Axle Left - at bra	VW	POLO (9N )	1.9 TDI	96	130	1896	11/2003	05/2009	for PR number: 1KD,1KS,1KV,2EJ
Brake Hose	192E.865E.1.1	Rear Axle Left - at bra	VW	POLO Saloon (9A4)	1.4	55	75	1390	07/2003	05/2009	Brake Type: Disc Brake
Brake Hose	192E.865E.1.1	Rear Axle Left - at bra	VW	POLO Saloon (9A4)	1.4	55	75	1390	07/2003	05/2009	for PR number: 1KD,1KS,1KV,2EJ
Brake Hose	192E.865E.1.1	Rear Axle Left - at bra	VW	POLO Saloon (9A4)	1.4	74	101	1390	11/2003	05/2009	Brake Type: Disc Brake
Brake Hose	192E.865E.1.1	Rear Axle Left - at bra	VW	POLO Saloon (9A4)	1.4	74	101	1390	11/2003	05/2009	for PR number: 1KD,1KS,1KV,2EJ
Brake Hose	192E.865E.1.1	Rear Axle Left - at bra	VW	POLO Saloon (9A4)	1.4 TDI	55	75	1422	07/2003	05/2009	Brake Type: Disc Brake
Brake Hose	192E.865E.1.1	Rear Axle Left - at bra	VW	POLO Saloon (9A4)	1.4 TDI	55	75	1422	07/2003	05/2009	for PR number: 1KD,1KS,1KV,2EJ
Brake Hose	192E.865E.1.1	Rear Axle Left - at bra	VW	POLO Saloon (9A4)	1.9 SDI	47	64	1896	09/2002	05/2009	Brake Type: Disc Brake
Brake Hose	192E.865E.1.1	Rear Axle Left - at bra	VW	POLO Saloon (9A4)	1.9 SDI	47	64	1896	09/2002	05/2009	for PR number: 1KD,1KS,1KV,2EJ
Brake Hose	198E.666E.0.4	Rear Axle Left - inner	TOYOTA	YARIS ( P9 )	1.0 VVT-i (KSP90 )	51	69	998	01/2005	11/2011	
Brake Hose	198E.666E.0.4	Rear Axle Left - inner	TOYOTA	YARIS ( P9 )	1.3 VVT-i (SCP90 )	64	87	1298	08/2005	11/2008	
Brake Hose	198E.666E.0.4	Rear Axle Left - inner	TOYOTA	YARIS ( P9 )	1.33 VVT-i (NSP90 )	73	99	1329	07/2010	05/2011	
Brake Hose	198E.666E.0.4	Rear Axle Left - inner	TOYOTA	YARIS ( P9 )	1.33 VVT-i (NSP90 )	74	100	1329	11/2008	12/2011	
Brake Hose	198E.666E.0.4	Rear Axle Left - inner	TOYOTA	YARIS ( P9 )	1.4 D-4D (NLP90 )	66	90	1364	08/2005	12/2012	
Brake Hose	A56003.04	Centre right	BMW	5 (E60)	520 i	125	170	2171	07/2003	01/2004	
Brake Hose	A56003.04	Centre right	BMW	5 (E60)	525 i	141	192	2494	09/2003	01/2004	
Brake Hose	A56003.04	Centre right	BMW	5 (E60)	530 d	155	211	2993	09/2002	01/2004	
Brake Hose	A56003.04	Centre right	BMW	5 (E60)	530 d	160	218	2993	09/2002	01/2004	
Brake Hose	A56003.04	Centre right	BMW	5 (E60)	530 i	170	231	2979	12/2001	01/2004	
Brake Hose	A56003.04	Centre right	BMW	5 (E60)	545 i	245	333	4398	09/2003	01/2004	
Brake Hose	A56003.11	Centre right	BMW	5 (E60)	520 i	125	170	2171	07/2003	01/2004	
Brake Hose	A56003.11	Centre right	BMW	5 (E60)	525 i	141	192	2494	09/2003	01/2004	
Brake Hose	A56003.11	Centre right	BMW	5 (E60)	530 d	155	211	2993	09/2002	01/2004	
Brake Hose	A56003.11	Centre right	BMW	5 (E60)	530 d	160	218	2993	09/2002	01/2004	
Brake Hose	A56003.11	Centre right	BMW	5 (E60)	530 i	170	231	2979	12/2001	01/2004	
Brake Hose	A56003.11	Centre right	BMW	5 (E60)	545 i	245	333	4398	09/2003	01/2004	
Brake Shoe Set	BB1399A1	Rear Axle	FORD	FIESTA VI	1.0	48	65	998	01/2013		

# Applications

No.: 2018-02

Date 10.04.2018

Description	FTE			KW	HP	CCM		
Brake Shoe Set	BB1399A1	Rear Axle	FORD FIESTA VI	1.0	59	80	998	10/2012
Brake Shoe Set	BB1399A1	Rear Axle	FORD FIESTA VI	1.0 EcoBoost	74	100	998	01/2013
Brake Shoe Set	BB1399A1	Rear Axle	FORD FIESTA VI	1.0 EcoBoost	92	125	998	09/2012
Brake Shoe Set	BB1399A1	Rear Axle	FORD FIESTA VI	1.0 Sport	103	140	998	05/2014
Brake Shoe Set	BB1399A1	Rear Axle	FORD FIESTA VI	1.25	44	60	1242	06/2008
Brake Shoe Set	BB1399A1	Rear Axle	FORD FIESTA VI	1.25	60	82	1242	06/2008
Brake Shoe Set	BB1399A1	Rear Axle	FORD FIESTA VI	1.4	71	97	1388	06/2008
Brake Shoe Set	BB1399A1	Rear Axle	FORD FIESTA VI	1.4 LPG	68	92	1388	01/2009
Brake Shoe Set	BB1399A1	Rear Axle	FORD FIESTA VI	1.4 LPG	71	97	1388	01/2009
Brake Shoe Set	BB1399A1	Rear Axle	FORD FIESTA VI	1.4 TDCi	50	68	1399	01/2009
Brake Shoe Set	BB1399A1	Rear Axle	FORD FIESTA VI	1.4 TDCi	51	70	1399	07/2010
Brake Shoe Set	BB1399A1	Rear Axle	FORD FIESTA VI	1.5 TDCi	55	75	1499	09/2012
Brake Shoe Set	BB1399A1	Rear Axle	FORD FIESTA VI	1.5 TDCi	70	95	1499	05/2015
Brake Shoe Set	BB1399A1	Rear Axle	FORD FIESTA VI	1.6	62	85	1596	03/2015
Brake Shoe Set	BB1399A1	Rear Axle	FORD FIESTA VI	1.6	70	95	1597	06/2008
Brake Shoe Set	BB1399A1	Rear Axle	FORD FIESTA VI	1.6 TDCi	55	75	1560	06/2008
Brake Shoe Set	BB1399A1	Rear Axle	FORD FIESTA VI	1.6 TDCi	66	90	1560	06/2008
Brake Shoe Set	BB1399A1	Rear Axle	FORD FIESTA VI	1.6 TDCi	70	95	1560	02/2010
Brake Shoe Set	BB1399A1	Rear Axle	FORD FIESTA VI	1.6 Ti	77	105	1596	09/2012
Brake Shoe Set	BB1399A1	Rear Axle	FORD FIESTA VI	1.6 Ti	88	120	1596	06/2008
Brake Shoe Set	BB1399A1	Rear Axle	FORD FIESTA VI	1.6 Ti	99	134	1596	12/2010
Brake Shoe Set	BB1399A1	Rear Axle	FORD FIESTA VI Van	1.0	48	65	998	01/2013
Brake Shoe Set	BB1399A1	Rear Axle	FORD FIESTA VI Van	1.0	59	80	998	10/2012
Brake Shoe Set	BB1399A1	Rear Axle	FORD FIESTA VI Van	1.0 EcoBoost	74	100	998	01/2013
Brake Shoe Set	BB1399A1	Rear Axle	FORD FIESTA VI Van	1.0 EcoBoost	92	125	998	09/2012
Brake Shoe Set	BB1399A1	Rear Axle	FORD FIESTA VI Van	1.0 EcoBoost	103	140	998	05/2014
Brake Shoe Set	BB1399A1	Rear Axle	FORD FIESTA VI Van	1.25	60	82	1242	01/2009
Brake Shoe Set	BB1399A1	Rear Axle	FORD FIESTA VI Van	1.4 TDCi	50	68	1399	01/2009
Brake Shoe Set	BB1399A1	Rear Axle	FORD FIESTA VI Van	1.4 TDCi	51	70	1399	07/2010
Brake Shoe Set	BB1399A1	Rear Axle	FORD FIESTA VI Van	1.5 TDCi	55	75	1499	10/2012
Brake Shoe Set	BB1399A1	Rear Axle	FORD FIESTA VI Van	1.5 TDCi	70	95	1499	05/2015
Brake Shoe Set	BB1399A1	Rear Axle	FORD FIESTA VI Van	1.6 TDCi	66	90	1560	01/2009
Brake Shoe Set	BB1399A1	Rear Axle	FORD FIESTA VI Van	1.6 TDCi	70	95	1560	02/2010
Brake Shoe Set	BB1400A1	Rear Axle	FORD B-MAX (JK)	1.0 EcoBoost	74	100	998	10/2012
Brake Shoe Set	BB1400A1	Rear Axle	FORD B-MAX (JK)	1.0 EcoBoost	88	120	998	10/2012
Brake Shoe Set	BB1400A1	Rear Axle	FORD B-MAX (JK)	1.0 EcoBoost	92	125	998	10/2012
Brake Shoe Set	BB1400A1	Rear Axle	FORD B-MAX (JK)	1.0 EcoBoost	103	140	998	02/2016
Brake Shoe Set	BB1400A1	Rear Axle	FORD B-MAX (JK)	1.4	66	90	1388	10/2012
Brake Shoe Set	BB1400A1	Rear Axle	FORD B-MAX (JK)	1.4 LPG	64	87	1388	08/2013
Brake Shoe Set	BB1400A1	Rear Axle	FORD B-MAX (JK)	1.4 LPG	66	90	1388	08/2013
Brake Shoe Set	BB1400A1	Rear Axle	FORD B-MAX (JK)	1.5 TDCi	55	75	1499	10/2012
Brake Shoe Set	BB1400A1	Rear Axle	FORD B-MAX (JK)	1.5 TDCi	70	95	1499	04/2015
Brake Shoe Set	BB1400A1	Rear Axle	FORD B-MAX (JK)	1.6 TDCi	70	95	1560	10/2012
Brake Shoe Set	BB1400A1	Rear Axle	FORD B-MAX (JK)	1.6 Ti	77	105	1596	10/2012
Brake Shoe Set	BB1400A1	Rear Axle	FORD B-MAX Van	1.0 EcoBoost	74	100	998	10/2012
Brake Shoe Set	BB1400A1	Rear Axle	FORD B-MAX Van	1.0 EcoBoost	92	125	998	10/2012
Brake Shoe Set	BB1400A1	Rear Axle	FORD B-MAX Van	1.4	66	90	1388	10/2012
Brake Shoe Set	BB1400A1	Rear Axle	FORD B-MAX Van	1.5 TDCi	55	75	1499	10/2012
Brake Shoe Set	BB1400A1	Rear Axle	FORD B-MAX Van	1.5 TDCi	70	95	1499	04/2015
Brake Shoe Set	BB1400A1	Rear Axle	FORD B-MAX Van	1.6 TDCi	70	95	1560	10/2012
Brake Shoe Set	BB1400A1	Rear Axle	FORD B-MAX Van	1.6 Ti	77	105	1596	10/2012
Brake Shoe Set	BB1400A1	Rear Axle	FORD FOCUS III	1.0 EcoBoost	74	100	998	02/2012
Brake Shoe Set	BB1400A1	Rear Axle	FORD FOCUS III	1.5 TDCi	70	95	1499	09/2014
Brake Shoe Set	BB1400A1	Rear Axle	FORD FOCUS III	1.5 TDCi ECOnetic	77	105	1499	09/2014
Brake Shoe Set	BB1400A1	Rear Axle	FORD FOCUS III	1.6 TDCi	70	95	1560	07/2010
Brake Shoe Set	BB1400A1	Rear Axle	FORD FOCUS III	1.6 TDCi ECOnetic	77	105	1560	05/2012
Brake Shoe Set	BB1400A1	Rear Axle	FORD FOCUS III	1.6 Ti	63	85	1596	08/2011
Brake Shoe Set	BB1400A1	Rear Axle	FORD FOCUS III	1.6 Ti	77	105	1596	07/2010
Brake Shoe Set	BB1400A1	Rear Axle	FORD FOCUS III Box Body / Estate	1.0 EcoBoost	74	100	998	02/2012
Brake Shoe Set	BB1400A1	Rear Axle	FORD FOCUS III Box Body / Estate	1.5 TDCi	70	95	1499	09/2014
Brake Shoe Set	BB1400A1	Rear Axle	FORD FOCUS III Box Body / Estate	1.5 TDCi ECOnetic	77	105	1499	09/2014
Brake Shoe Set	BB1400A1	Rear Axle	FORD FOCUS III Box Body / Hatchback	1.0 EcoBoost	74	100	998	02/2012
Brake Shoe Set	BB1400A1	Rear Axle	FORD FOCUS III Box Body / Hatchback	1.5 TDCi	70	95	1499	09/2014
Brake Shoe Set	BB1400A1	Rear Axle	FORD FOCUS III Box Body / Hatchback	1.5 TDCi ECOnetic	77	105	1499	09/2014
Brake Shoe Set	BB1400A1	Rear Axle	FORD FOCUS III Box Body / Hatchback	1.6 Ti	77	105	1596	01/2011
Brake Shoe Set	BB1400A1	Rear Axle	FORD FOCUS III Saloon	1.0 EcoBoost	74	100	998	02/2012
Brake Shoe Set	BB1400A1	Rear Axle	FORD FOCUS III Saloon	1.5 TDCi	70	95	1499	11/2014
Brake Shoe Set	BB1400A1	Rear Axle	FORD FOCUS III Saloon	1.5 TDCi ECOnetic	77	105	1499	11/2014
Brake Shoe Set	BB1400A1	Rear Axle	FORD FOCUS III Saloon	1.6 TDCi	70	95	1560	07/2010
Brake Shoe Set	BB1400A1	Rear Axle	FORD FOCUS III Saloon	1.6 TDCi	77	105	1560	05/2012
Brake Shoe Set	BB1400A1	Rear Axle	FORD FOCUS III Saloon	1.6 Ti	63	85	1596	08/2011
Brake Shoe Set	BB1400A1	Rear Axle	FORD FOCUS III Saloon	1.6 Ti	77	105	1596	07/2010
Brake Shoe Set	BB1400A1	Rear Axle	FORD FOCUS III Saloon	1.0 EcoBoost	74	100	998	02/2012
Brake Shoe Set	BB1400A1	Rear Axle	FORD FOCUS III Saloon	1.5 TDCi	70	95	1499	09/2014
Brake Shoe Set	BB1400A1	Rear Axle	FORD FOCUS III Saloon	1.5 TDCi ECOnetic	77	105	1499	09/2014
Brake Shoe Set	BB1400A1	Rear Axle	FORD FOCUS III Saloon	1.6 TDCi	70	95	1560	07/2010
Brake Shoe Set	BB1400A1	Rear Axle	FORD FOCUS III Saloon	1.6 Ti	63	85	1596	08/2011
Brake Shoe Set	BB1400A1	Rear Axle	FORD FOCUS III Saloon	1.6 Ti	77	105	1596	07/2010
Brake Shoe Set	BB1400A1	Rear Axle	FORD FOCUS III Saloon	1.0 EcoBoost	74	100	998	02/2012
Brake Shoe Set	BB1400A1	Rear Axle	FORD FOCUS III Saloon	1.5 TDCi	70	95	1499	09/2014
Brake Shoe Set	BB1400A1	Rear Axle	FORD FOCUS III Saloon	1.5 TDCi ECOnetic	77	105	1499	09/2014
Brake Shoe Set	BB1400A1	Rear Axle	FORD FOCUS III Saloon	1.6 TDCi	70	95	1560	07/2010
Brake Shoe Set	BB1400A1	Rear Axle	FORD FOCUS III Saloon	1.6 Ti	63	85	1596	08/2011
Brake Shoe Set	BB1400A1	Rear Axle	FORD FOCUS III Saloon	1.6 Ti	77	105	1596	07/2010

Description	FTE				KW	HP	CCM		
Brake Shoe Set	BB1400A1	Rear Axle	FORD	TOURNEO COURIER Kombi	1.0 EcoBoost	74	100	998	02/2014
Brake Shoe Set	BB1400A1	Rear Axle	FORD	TOURNEO COURIER Kombi	1.5 TDCi	55	75	1499	02/2014
Brake Shoe Set	BB1400A1	Rear Axle	FORD	TOURNEO COURIER Kombi	1.5 TDCi	70	95	1499	05/2015
Brake Shoe Set	BB1400A1	Rear Axle	FORD	TOURNEO COURIER Kombi	1.6 TDCi	70	95	1560	02/2014
Brake Shoe Set	BB1400A1	Rear Axle	FORD	TRANSIT COURIER Box	1.0 EcoBoost	74	100	998	02/2014
Brake Shoe Set	BB1400A1	Rear Axle	FORD	TRANSIT COURIER Box	1.5 TDCi	55	75	1499	02/2014
Brake Shoe Set	BB1400A1	Rear Axle	FORD	TRANSIT COURIER Box	1.5 TDCi	70	95	1499	05/2015
Brake Shoe Set	BB1400A1	Rear Axle	FORD	TRANSIT COURIER Box	1.6 TDCi	70	95	1560	02/2014
Brake Shoe Set	BB1400A1	Rear Axle	FORD	TRANSIT COURIER Kombi	1.0 EcoBoost	74	100	998	02/2014
Brake Shoe Set	BB1400A1	Rear Axle	FORD	TRANSIT COURIER Kombi	1.5 TDCi	55	75	1499	02/2014
Brake Shoe Set	BB1400A1	Rear Axle	FORD	TRANSIT COURIER Kombi	1.5 TDCi	70	95	1499	05/2015
Brake Shoe Set	BB1400A1	Rear Axle	FORD	TRANSIT COURIER Kombi	1.6 TDCi	70	95	1560	02/2014
Brake Shoe Set, parking brake	BB1401A5	Rear Axle	PORSCHE	CAYENNE (92A)	3.0 Diesel	155	211	2967	06/2010
Brake Shoe Set, parking brake	BB1401A5	Rear Axle	PORSCHE	CAYENNE (92A)	3.0 Diesel	180	245	2967	06/2011
Brake Shoe Set, parking brake	BB1401A5	Rear Axle	PORSCHE	CAYENNE (92A)	3.0 S E-Hybrid	245	333	2995	06/2010
Brake Shoe Set, parking brake	BB1401A5	Rear Axle	PORSCHE	CAYENNE (92A)	3.6	220	300	3598	06/2010
Brake Shoe Set, parking brake	BB1401A5	Rear Axle	PORSCHE	CAYENNE (92A)	4.8 S	294	400	4806	06/2010
Brake Shoe Set, parking brake	BB1401A5	Rear Axle	PORSCHE	CAYENNE (92A)	4.8 Turbo	397	540	4806	06/2010
Brake Shoe Set, parking brake	BB1401A5	Rear Axle	VW	TOUAREG (7P5, 7P6)	3.0 V6 TDI	150	204	2967	01/2010
Brake Shoe Set, parking brake	BB1401A5	Rear Axle	VW	TOUAREG (7P5, 7P6)	3.0 V6 TDI	165	225	2967	06/2010
Brake Shoe Set, parking brake	BB1401A5	Rear Axle	VW	TOUAREG (7P5, 7P6)	3.0 V6 TDI	176	240	2967	01/2010
Brake Shoe Set, parking brake	BB1401A5	Rear Axle	VW	TOUAREG (7P5, 7P6)	3.0 V6 TDI	180	245	2967	05/2011
Brake Shoe Set, parking brake	BB1401A5	Rear Axle	VW	TOUAREG (7P5, 7P6)	3.0 V6 TSI Hybrid	245	333	2995	04/2010
Brake Shoe Set, parking brake	BB1401A5	Rear Axle	VW	TOUAREG (7P5, 7P6)	4.2 TSI TDI	250	340	4134	01/2010
Brake Shoe Set, parking brake	BB1402A5	Rear Axle	TOYOTA	LAND CRUISER 100 ( J1 )	4.2 TD (HDJ100 )	150	204	4164	01/1998
Brake Shoe Set, parking brake	BB1402A5	Rear Axle	TOYOTA	LAND CRUISER 100 ( J1 )	4.7 (UZJ100)	175	238	4664	02/2002
Brake Shoe Set, parking brake	BB1402A5	Rear Axle	TOYOTA	LAND CRUISER 100 ( J1 )	4.7 (UZJ100 )	173	235	4664	01/1998
Brake Shoe Set, parking brake	BB1402A5	Rear Axle	TOYOTA	LAND CRUISER 90 ( J9 )	3.0 TD (KZJ90 , KZJ95 )	92	125	2982	04/1996
Brake Shoe Set, parking brake	BB1402A5	Rear Axle	TOYOTA	LAND CRUISER 90 ( J9 )	3.4 I 24V (VZJ90 , VZJ95 )	131	178	3378	03/1996
Brake Shoe Set, parking brake	BB1402A5	Rear Axle	TOYOTA	LAND CRUISER PRADO ( J12 )	3.0 D-4D (KDJ120)	122	166	2982	07/2004
Brake Shoe Set, parking brake	BB1402A5	Rear Axle	TOYOTA	LAND CRUISER PRADO ( J12 )	3.0 D-4D (KDJ120, KDJ125)	127	173	2982	09/2002
Brake Shoe Set, parking brake	BB1402A5	Rear Axle	TOYOTA	LAND CRUISER PRADO ( J12 )	3.0 D-4D (KDJ120, KDJ150, KD120)	120	163	2982	09/2002
Brake Shoe Set, parking brake	BB1402A5	Rear Axle	TOYOTA	LAND CRUISER PRADO ( J12 )	3.0 D-4D (KZJ12)	92	125	2982	09/2002
Brake Shoe Set, parking brake	BB1402A5	Rear Axle	TOYOTA	LAND CRUISER PRADO ( J12 )	4.0 (GRJ12 )	183	249	3956	01/2003
Brake Shoe Set, parking brake	BB1402A5	Rear Axle	LEXUS	LX (UZJ100)	470	173	235	4664	09/2001
Brake Shoe Set, parking brake	BB1403A5	Rear Axle	TOYOTA	COROLLA Verso (ZER , ZZE12)	1.6 (ZNR10 )	81	110	1598	04/2004
Brake Shoe Set, parking brake	BB1403A5	Rear Axle	TOYOTA	COROLLA Verso (ZER , ZZE12)	1.8 (ZNR11 )	95	129	1794	04/2004
Brake Shoe Set, parking brake	BB1403A5	Rear Axle	TOYOTA	COROLLA Verso (ZER , ZZE12)	2.0 D-4D (CUR10 )	85	116	1995	04/2004
Brake Shoe Set, parking brake	BB1403A5	Rear Axle	TOYOTA	COROLLA Verso (ZER , ZZE12)	2.2 D-4D (AUR10 )	130	177	2231	10/2005
Brake Shoe Set, parking brake	BB1403A5	Rear Axle	TOYOTA	COROLLA Verso (ZER , ZZE12)	2.2 D-4D (AUR10 )	100	136	2231	10/2005
Brake Shoe Set, parking brake	BB1404A5	Rear Axle	NISSAN	CUBE (Z12)	1.5 dCi	78	106	1461	03/2010
Brake Shoe Set, parking brake	BB1404A5	Rear Axle	NISSAN	CUBE (Z12)	1.5 dCi	81	110	1461	03/2010
Brake Shoe Set, parking brake	BB1404A5	Rear Axle	NISSAN	CUBE (Z12)	1.6 16V	81	110	1598	03/2010
Brake Shoe Set, parking brake	BB1404A5	Rear Axle	NISSAN	JUKE (F15)	1.5 dCi	81	110	1461	06/2010
Brake Shoe Set, parking brake	BB1404A5	Rear Axle	NISSAN	JUKE (F15)	1.6	69	94	1598	01/2013
Brake Shoe Set, parking brake	BB1404A5	Rear Axle	NISSAN	JUKE (F15)	1.6	86	117	1598	06/2010
Brake Shoe Set, parking brake	BB1404A5	Rear Axle	NISSAN	JUKE (F15)	1.6 DIG-T	140	190	1618	06/2010
Brake Shoe Set, parking brake	BB1404A5	Rear Axle	NISSAN	JUKE (F15)	1.6 DIG-T 4x4	140	190	1618	06/2010
Brake Shoe Set, parking brake	BB1404A5	Rear Axle	NISSAN	JUKE (F15)	1.6 DIG-T NISMO	147	200	1618	03/2013
Brake Shoe Set, parking brake	BB1404A5	Rear Axle	NISSAN	JUKE (F15)	1.6 DIG-T NISMO 4x4	147	200	1618	02/2013
Brake Shoe Set, parking brake	BB1404A5	Rear Axle	NISSAN	JUKE (F15)	1.6 DIG-T NISMO RS	160	218	1618	08/2014
Brake Shoe Set, parking brake	BB1404A5	Rear Axle	NISSAN	JUKE (F15)	1.6 DIG-T NISMO RS 4x4	157	214	1618	08/2014
Brake Shoe Set, parking brake	BB1404A5	Rear Axle	RENAULT	KOLEOS I (HY )	2.0 dCi (HYOK)	110	150	1995	09/2008
Brake Shoe Set, parking brake	BB1404A5	Rear Axle	RENAULT	KOLEOS I (HY )	2.0 dCi 4x4 (HYOB)	127	173	1995	09/2008
Brake Shoe Set, parking brake	BB1404A5	Rear Axle	RENAULT	KOLEOS I (HY )	2.0 dCi 4x4 (HYOK)	110	150	1995	09/2008
Brake Shoe Set, parking brake	BB1404A5	Rear Axle	RENAULT	KOLEOS I (HY )	2.5 (HYOC, HYON)	126	171	2488	09/2008
Brake Shoe Set, parking brake	BB1404A5	Rear Axle	RENAULT	KOLEOS I (HY )	2.5 4x4 (HYOC, HYON)	126	171	2488	09/2008
Brake Shoe Set, parking brake	BB1404A5	Rear Axle	NISSAN	LEAF (ZE0)	Electric	80	109	0	11/2010
Brake Shoe Set, parking brake	BB1404A5	Rear Axle	NISSAN	QASHQAI / QASHQAI +2 I (J10)	1.5 dCi	76	103	1461	07/2008
Brake Shoe Set, parking brake	BB1404A5	Rear Axle	NISSAN	QASHQAI / QASHQAI +2 I (J10)	1.5 dCi	78	106	1461	02/2007
Brake Shoe Set, parking brake	BB1404A5	Rear Axle	NISSAN	QASHQAI / QASHQAI +2 I (J10)	1.5 dCi	81	110	1461	01/2010
Brake Shoe Set, parking brake	BB1404A5	Rear Axle	NISSAN	QASHQAI / QASHQAI +2 I (J10)	1.6	84	114	1598	02/2007
Brake Shoe Set, parking brake	BB1404A5	Rear Axle	NISSAN	QASHQAI / QASHQAI +2 I (J10)	1.6	86	117	1598	11/2010
Brake Shoe Set, parking brake	BB1404A5	Rear Axle	NISSAN	QASHQAI / QASHQAI +2 I (J10)	2.0	104	141	1997	02/2007
Brake Shoe Set, parking brake	BB1404A5	Rear Axle	NISSAN	QASHQAI / QASHQAI +2 I (J10)	2.0 All-wheel Drive	104	141	1997	02/2007
Brake Shoe Set, parking brake	BB1404A5	Rear Axle	NISSAN	QASHQAI / QASHQAI +2 I (J10)	2.0 dCi	110	150	1995	02/2007
Brake Shoe Set, parking brake	BB1404A5	Rear Axle	NISSAN	QASHQAI / QASHQAI +2 I (J10)	2.0 dCi All-wheel Drive	110	150	1995	02/2007
Brake Shoe Set, parking brake	BB1404A5	Rear Axle	TOYOTA	RAV 4 III ( A3 )	2.0 (ZSA35 )	116	158	1987	12/2008
Brake Shoe Set, parking brake	BB1404A5	Rear Axle	TOYOTA	RAV 4 III ( A3 )	2.0 4WD (ACA30 )	112	152	1998	03/2006
Brake Shoe Set, parking brake	BB1404A5	Rear Axle	TOYOTA	RAV 4 III ( A3 )	2.0 4WD (ZSA30 )	116	158	1987	12/2008
Brake Shoe Set, parking brake	BB1404A5	Rear Axle	TOYOTA	RAV 4 III ( A3 )	2.4 (ACA33)	125	170	2362	11/2005
Brake Shoe Set, parking brake	BB1404A5	Rear Axle	NISSAN	X-TRAIL (T31)	2.0	104	141	1997	06/2007
Brake Shoe Set, parking brake	BB1404A5	Rear Axle	NISSAN	X-TRAIL (T31)	2.0	103	140	1998	06/2008
Brake Shoe Set, parking brake	BB1404A5	Rear Axle	NISSAN	X-TRAIL (T31)	2.0 dCi	127	173	1995	06/2007
Brake Shoe Set, parking brake	BB1404A5	Rear Axle	NISSAN	X-TRAIL (T31)	2.0 dCi 4x4	110	150	1995	06/2007
Brake Shoe Set, parking brake	BB1404A5	Rear Axle	NISSAN	X-TRAIL (T31)	2.0 dCi FWD	110	150	1995	06/2007
Brake Shoe Set, parking brake	BB1404A5	Rear Axle	NISSAN	X-TRAIL (T31)	2.0 FWD	104	141	1997	03/2007
Brake Shoe Set, parking brake	BB1404A5	Rear Axle	NISSAN	X-TRAIL (T31)	2.0 FWD	103	140	1998	06/2008
Brake Shoe Set, parking brake	BB1404A5	Rear Axle	NISSAN	X-TRAIL (T31)	2.5 4x4	124	169	2488	06/2007

# Applications

No.: 2018-02

Date 10.04.2018

Description	FTE				KW	HP	CCM			
Brake Shoe Set, parking brake	BB1405A5	Rear Axle	SUBARU	IMPREZA Hatchback (GR, GH, 2.5 WRX SE AWD	195	265	2457	09/2008	09/2011	
Brake Shoe Set, parking brake	BB1405A5	Rear Axle	SUBARU	XV	84	114	1600	03/2012		
Brake Shoe Set, parking brake	BB1405A5	Rear Axle	SUBARU	XV	108	147	1998	03/2012		
Brake Shoe Set, parking brake	BB1405A5	Rear Axle	SUBARU	XV	110	150	1995	03/2012		
Brake Shoe Set, parking brake	BB1406A5	Rear Axle	TOYOTA	HILUX VII Pickup ( N1 , N2 2.5 D 4WD (KUN25 )	75	102	2494	10/2005		
Brake Shoe Set, parking brake	BB1406A5	Rear Axle	TOYOTA	HILUX VII Pickup ( N1 , N2 2.5 D-4D (KUN15 )	88	120	2494	12/2007		
Brake Shoe Set, parking brake	BB1406A5	Rear Axle	TOYOTA	HILUX VII Pickup ( N1 , N2 2.5 D-4D (KUN15 , KUN25 , K75	75	102	2494	10/2005		
Brake Shoe Set, parking brake	BB1406A5	Rear Axle	TOYOTA	HILUX VII Pickup ( N1 , N2 2.5 D-4D 4WD (KUN25 )	88	120	2494	12/2007		
Brake Shoe Set, parking brake	BB1406A5	Rear Axle	TOYOTA	HILUX VII Pickup ( N1 , N2 3.0 D-4D 4WD (KUN26)	126	171	2982	12/2007		
Brake Shoe Set, parking brake	BB1406A5	Rear Axle	TOYOTA	HILUX VIII Pickup ( N1 ) 2.4 D (GUN112 , GUN122 , G	110	150	2393	05/2015		
Brake Shoe Set, parking brake	BB1406A5	Rear Axle	TOYOTA	HILUX VIII Pickup ( N1 ) 2.4 D 4WD (GUN125 )	110	150	2393	05/2015		
Brake Shoe Set, parking brake	BB1407A5	Rear Axle	SUBARU	FORESTER (SF )	90	122	1994	08/1997	08/1998	Braking / Drive Dynamics: for vehicles without ABS
Brake Shoe Set, parking brake	BB1407A5	Rear Axle	SUBARU	FORESTER (SF )	92	125	1994	06/1998	05/2002	
Brake Shoe Set, parking brake	BB1407A5	Rear Axle	SUBARU	FORESTER (SF )	125	170	1994	06/1998	04/2001	
Brake Shoe Set, parking brake	BB1407A5	Rear Axle	SUBARU	FORESTER (SF )	130	177	1994	06/2002	09/2002	
Brake Shoe Set, parking brake	BB1407A5	Rear Axle	SUBARU	FORESTER (SG )	92	125	1994	06/2002	05/2005	
Brake Shoe Set, parking brake	BB1407A5	Rear Axle	SUBARU	FORESTER (SG )	130	177	1994	09/2002	05/2005	
Brake Shoe Set, parking brake	BB1407A5	Rear Axle	SUBARU	FORESTER (SG )	116	158	1994	06/2005	05/2008	
Brake Shoe Set, parking brake	BB1407A5	Rear Axle	SUBARU	FORESTER (SG )	155	211	2457	12/2003	05/2005	
Brake Shoe Set, parking brake	BB1407A5	Rear Axle	SUBARU	FORESTER (SG )	169	230	2457	06/2005	05/2008	
Brake Shoe Set, parking brake	BB1407A5	Rear Axle	SUBARU	IMPREZA Estate (GG)	92	125	1994	07/2001	09/2005	
Brake Shoe Set, parking brake	BB1407A5	Rear Axle	SUBARU	IMPREZA Saloon (GD)	92	125	1994	12/2000	09/2005	Braking / Drive Dynamics: for vehicles without ABS
Brake Shoe Set, parking brake	BB1408A5	Rear Axle	PEUGEOT	4007 (GP )	115	156	2179	02/2007		
Brake Shoe Set, parking brake	BB1408A5	Rear Axle	PEUGEOT	4007 (GP )	125	170	2360	01/2008		
Brake Shoe Set, parking brake	BB1408A5	Rear Axle	CITROËN	C-CROSSER (EP )	115	156	2179	02/2007		
Brake Shoe Set, parking brake	BB1408A5	Rear Axle	CITROËN	C-CROSSER (EP )	125	170	2360	08/2008		
Brake Shoe Set, parking brake	BB1408A5	Rear Axle	CITROËN	C-CROSSER ENTERPRISE	115	156	2179	01/2009		
Brake Shoe Set, parking brake	BB1408A5	Rear Axle	CITROËN	C-CROSSER ENTERPRISE	125	170	2360	01/2009		
Brake Shoe Set, parking brake	BB1408A5	Rear Axle	SUBARU	IMPREZA Hatchback (GP)	110	150	1995	01/2012		
Brake Shoe Set, parking brake	BB1408A5	Rear Axle	SUBARU	IMPREZA Hatchback (GR, GH, 1.5 AWD	79	107	1498	02/2008	03/2012	
Brake Shoe Set, parking brake	BB1408A5	Rear Axle	SUBARU	IMPREZA Hatchback (GR, GH, 1.5 F	79	107	1498	02/2008	03/2012	
Brake Shoe Set, parking brake	BB1408A5	Rear Axle	SUBARU	IMPREZA Hatchback (GR, GH, 2.0 D AWD	110	150	1998	01/2009	03/2012	
Brake Shoe Set, parking brake	BB1408A5	Rear Axle	SUBARU	IMPREZA Hatchback (GR, GH, 2.0 R AWD (GH7)	110	150	1994	01/2008	03/2012	
Brake Shoe Set, parking brake	BB1408A5	Rear Axle	SUBARU	IMPREZA Hatchback (GR, GH, 2.5 AWD (GHE)	169	230	2457	01/2008	09/2011	
Brake Shoe Set, parking brake	BB1408A5	Rear Axle	MITSUBISHI	LANCER VIII (CY A, CZ A)	80	109	1499	06/2008		
Brake Shoe Set, parking brake	BB1408A5	Rear Axle	MITSUBISHI	LANCER VIII (CY A, CZ A)	103	140	1798	05/2010		
Brake Shoe Set, parking brake	BB1408A5	Rear Axle	MITSUBISHI	LANCER VIII (CY A, CZ A)	105	143	1798	02/2008		
Brake Shoe Set, parking brake	BB1408A5	Rear Axle	MITSUBISHI	LANCER VIII (CY A, CZ A)	103	140	1968	01/2008		
Brake Shoe Set, parking brake	BB1408A5	Rear Axle	MITSUBISHI	LANCER VIII (CY A, CZ A)	217	295	1998	06/2008	06/2015	
Brake Shoe Set, parking brake	BB1408A5	Rear Axle	MITSUBISHI	LANCER VIII Sportback (CX A)	89	109	1499	06/2008		
Brake Shoe Set, parking brake	BB1408A5	Rear Axle	MITSUBISHI	LANCER VIII Sportback (CX A)	105	143	1798	06/2008		
Brake Shoe Set, parking brake	BB1408A5	Rear Axle	MITSUBISHI	LANCER VIII Sportback (CX A)	103	140	1798	03/2009		
Brake Shoe Set, parking brake	BB1408A5	Rear Axle	MITSUBISHI	LANCER VIII Sportback (CX A)	103	140	1968	06/2008		
Brake Shoe Set, parking brake	BB1408A5	Rear Axle	SUBARU	LEGACY IV (BL)	110	150	1998	02/2008	12/2009	
Brake Shoe Set, parking brake	BB1408A5	Rear Axle	SUBARU	LEGACY IV (BL)	127	173	2457	09/2007	12/2009	
Brake Shoe Set, parking brake	BB1408A5	Rear Axle	SUBARU	LEGACY IV Estate (BP)	110	150	1998	02/2008	12/2009	
Brake Shoe Set, parking brake	BB1408A5	Rear Axle	SUBARU	LEGACY IV Estate (BP)	127	173	2457	01/2008	12/2009	
Brake Shoe Set, parking brake	BB1408A5	Rear Axle	SUBARU	LEGACY V (BM)	110	150	1998	09/2009	12/2014	
Brake Shoe Set, parking brake	BB1408A5	Rear Axle	SUBARU	LEGACY V (BM)	110	150	1994	09/2009	12/2014	
Brake Shoe Set, parking brake	BB1408A5	Rear Axle	SUBARU	LEGACY V (BM)	123	167	2457	09/2009	12/2014	
Brake Shoe Set, parking brake	BB1408A5	Rear Axle	SUBARU	LEGACY V Estate (BR)	110	150	1998	09/2009	12/2014	
Brake Shoe Set, parking brake	BB1408A5	Rear Axle	SUBARU	LEGACY V Estate (BR)	110	150	1994	09/2009	12/2014	
Brake Shoe Set, parking brake	BB1408A5	Rear Axle	SUBARU	LEGACY V Estate (BR)	123	167	2457	09/2009	12/2014	
Brake Shoe Set, parking brake	BB1408A5	Rear Axle	SUBARU	LEGACY V Estate (BR)	127	173	2498	07/2012	12/2014	
Brake Shoe Set, parking brake	BB1408A5	Rear Axle	MITSUBISHI	OUTLANDER II (CW W)	103	140	1968	02/2007	11/2012	
Brake Shoe Set, parking brake	BB1408A5	Rear Axle	MITSUBISHI	OUTLANDER II (CW W)	125	170	2360	11/2006	11/2012	
Brake Shoe Set, parking brake	BB1408A5	Rear Axle	MITSUBISHI	OUTLANDER II (CW W)	125	170	2360	09/2007	11/2012	
Brake Shoe Set, parking brake	BB1409A5	Rear Axle	TOYOTA	COROLLA ( E12 )	66	90	1364	07/2004	02/2007	
Brake Shoe Set, parking brake	BB1409A5	Rear Axle	TOYOTA	COROLLA ( E12 )	71	97	1398	08/2002	05/2004	
Brake Shoe Set, parking brake	BB1409A5	Rear Axle	TOYOTA	COROLLA ( E12 )	81	110	1598	08/2002	05/2004	
Brake Shoe Set, parking brake	BB1409A5	Rear Axle	TOYOTA	COROLLA ( E12 )	141	192	1796	01/2002	05/2004	
Brake Shoe Set, parking brake	BB1409A5	Rear Axle	TOYOTA	COROLLA ( E12 )	66	90	1995	08/2002	05/2004	
Brake Shoe Set, parking brake	BB1409A5	Rear Axle	TOYOTA	COROLLA ( E12 )	81	110	1995	01/2002	05/2004	
Brake Shoe Set, parking brake	BB1409A5	Rear Axle	TOYOTA	COROLLA ( E12 )	85	116	1995	06/2004	02/2007	
Brake Shoe Set, parking brake	BB1409A5	Rear Axle	TOYOTA	COROLLA Estate ( E12 )	66	90	1364	07/2004	02/2007	
Brake Shoe Set, parking brake	BB1409A5	Rear Axle	TOYOTA	COROLLA Estate ( E12 )	81	110	1598	01/2002	08/2007	
Brake Shoe Set, parking brake	BB1409A5	Rear Axle	TOYOTA	COROLLA Estate ( E12 )	66	90	1995	01/2002	02/2007	
Brake Shoe Set, parking brake	BB1409A5	Rear Axle	TOYOTA	COROLLA Estate ( E12 )	85	116	1995	04/2004	02/2007	
Brake Shoe Set, parking brake	BB1409A5	Rear Axle	TOYOTA	COROLLA Saloon ( E12 )	66	90	1364	07/2004	07/2007	
Brake Shoe Set, parking brake	BB1409A5	Rear Axle	TOYOTA	COROLLA Saloon ( E12 )	81	110	1598	10/2001	07/2007	
Brake Shoe Set, parking brake	BB1409A5	Rear Axle	TOYOTA	COROLLA Saloon ( E12 )	66	90	1995	08/2002	07/2007	
Brake Shoe Set, parking brake	BB1409A5	Rear Axle	TOYOTA	COROLLA Saloon ( E18 , ZRE 1.4 D-4D (NDE180)	66	90	1364	06/2013		
Brake Shoe Set, parking brake	BB1410A5	Rear Axle	TOYOTA	AVENSIS ( T25 )	81	110	1598	04/2003	11/2008	
Brake Shoe Set, parking brake	BB1410A5	Rear Axle	TOYOTA	AVENSIS ( T25 )	85	129	1794	04/2003	11/2008	
Brake Shoe Set, parking brake	BB1410A5	Rear Axle	TOYOTA	AVENSIS ( T25 )	108	147	1998	04/2003	11/2008	
Brake Shoe Set, parking brake	BB1410A5	Rear Axle	TOYOTA	AVENSIS ( T25 )	85	116	1995	04/2003	11/2008	
Brake Shoe Set, parking brake	BB1410A5	Rear Axle	TOYOTA	AVENSIS ( T25 )	120	163	2362	10/2003	11/2008	
Brake Shoe Set, parking brake	BB1410A5	Rear Axle	TOYOTA	AVENSIS ( T25 )	125	170	2362	09/2003	11/2008	
Brake Shoe Set, parking brake	BB1410A5	Rear Axle	TOYOTA	AVENSIS Estate ( T25 )	81	110	1598	04/2003	11/2008	

# Applications

No.: 2018-02

Date 10.04.2018





Description	FTE				KW	HP	CCM			
Brake Shoe Set, parking brake	BB1410A5	Rear Axle	TOYOTA	AVENSIS Estate ( T25 )	1.8 (ZZT251 )	95	129	1794	04/2003	11/2008
Brake Shoe Set, parking brake	BB1410A5	Rear Axle	TOYOTA	AVENSIS Estate ( T25 )	2.0 (AZT250 )	108	147	1998	04/2003	11/2008
Brake Shoe Set, parking brake	BB1410A5	Rear Axle	TOYOTA	AVENSIS Estate ( T25 )	2.0 D-4D (CDT250 )	85	116	1995	04/2003	11/2008
Brake Shoe Set, parking brake	BB1410A5	Rear Axle	TOYOTA	AVENSIS Estate ( T25 )	2.4 (AZT251 )	120	163	2362	10/2003	11/2008
Brake Shoe Set, parking brake	BB1410A5	Rear Axle	TOYOTA	AVENSIS Estate ( T25 )	2.4 (AZT251 )	125	170	2362	09/2003	11/2008
Brake Shoe Set, parking brake	BB1410A5	Rear Axle	TOYOTA	AVENSIS Saloon ( T25 )	1.6 VVT-i (ZZT250 )	81	110	1598	04/2003	11/2008
Brake Shoe Set, parking brake	BB1410A5	Rear Axle	TOYOTA	AVENSIS Saloon ( T25 )	1.8 (ZZT251 )	95	129	1794	04/2003	11/2008
Brake Shoe Set, parking brake	BB1410A5	Rear Axle	TOYOTA	AVENSIS Saloon ( T25 )	2.0 (AZT250 )	108	147	1998	04/2003	11/2008
Brake Shoe Set, parking brake	BB1410A5	Rear Axle	TOYOTA	AVENSIS Saloon ( T25 )	2.0 D-4D (CDT250 )	85	116	1995	04/2003	11/2008
Brake Shoe Set, parking brake	BB1410A5	Rear Axle	TOYOTA	AVENSIS Saloon ( T25 )	2.4 (AZT251 )	120	163	2362	10/2003	11/2008
Brake Shoe Set, parking brake	BB1410A5	Rear Axle	TOYOTA	AVENSIS Saloon ( T25 )	2.4 (AZT251 )	125	170	2362	09/2003	11/2008
Brake Shoe Set, parking brake	BB1410A5	Rear Axle	TOYOTA	CELICA Coupe ( T23 )	1.8 16V TS (ZZT231 )	141	192	1796	08/1999	09/2005
Brake Shoe Set, parking brake	BB1410A5	Rear Axle	TOYOTA	CELICA Coupe ( T23 )	1.8 16V VT-i (ZZT230 )	105	143	1794	08/1999	07/2005
Brake Shoe Set, parking brake	BB1410A5	Rear Axle	TOYOTA	COROLLA ( E12 )	2.0 D-4D (CDE120 )	66	90	1995	01/2002	05/2004
Brake Shoe Set, parking brake	BB1410A5	Rear Axle	TOYOTA	COROLLA Estate ( E12 )	1.4 VVT-i (ZZE120 )	71	97	1398	01/2002	05/2004
Brake Shoe Set, parking brake	BB1410A5	Rear Axle	TOYOTA	COROLLA Estate ( E12 )	2.0 D-4D (CDE120 )	66	90	1995	01/2002	05/2004
Brake Shoe Set, parking brake	BB1410A5	Rear Axle	TOYOTA	COROLLA Saloon ( E12 )	1.4 VVT-i (ZZE120 )	71	97	1398	08/2002	05/2004
Brake Shoe Set, parking brake	BB1410A5	Rear Axle	TOYOTA	COROLLA Saloon ( E12 )	2.0 D-4D (CDE120 )	66	90	1995	08/2002	05/2004
Brake Shoe Set, parking brake	BB1410A5	Rear Axle	TOYOTA	COROLLA Verso ( E12 )	1.6 VVT-i (ZZE121 )	81	110	1598	01/2002	05/2004
Brake Shoe Set, parking brake	BB1410A5	Rear Axle	TOYOTA	COROLLA Verso ( E12 )	1.8 VVT-i (ZZE122 )	99	135	1794	01/2002	05/2004
Brake Shoe Set, parking brake	BB1410A5	Rear Axle	TOYOTA	COROLLA Verso ( E12 )	2.0 D-4D (CDE120 )	66	90	1995	01/2002	05/2004
Brake Shoe Set, parking brake	BB1410A5	Rear Axle	TOYOTA	PRIUS Saloon ( W1 )	1.5 Hybrid (NHW1 )	53	72	1497	05/2000	12/2003
Brake Shoe Set, parking brake	BB1410A5	Rear Axle	TOYOTA	YARIS ( P1 )	1.0 (SCP10 )	48	65	998	04/2003	09/2005
Brake Shoe Set, parking brake	BB1410A5	Rear Axle	TOYOTA	YARIS ( P1 )	1.0 (SCP10 )	50	68	998	08/1999	03/2003
Brake Shoe Set, parking brake	BB1410A5	Rear Axle	TOYOTA	YARIS ( P1 )	1.3 (NCP10 , SCP12 )	63	86	1299	11/1999	10/2004
Brake Shoe Set, parking brake	BB1410A5	Rear Axle	TOYOTA	YARIS ( P1 )	1.3 (SCP12 )	64	87	1298	08/1999	09/2005
Brake Shoe Set, parking brake	BB1410A5	Rear Axle	TOYOTA	YARIS ( P1 )	1.4 D-4D (NLP10 )	55	75	1364	10/2001	03/2003
Brake Shoe Set, parking brake	BB1410A5	Rear Axle	TOYOTA	YARIS ( P1 )	1.5 (NCP13 )	77	105	1497	01/2003	11/2005
Brake Shoe Set, parking brake	BB1410A5	Rear Axle	TOYOTA	YARIS ( P1 )	1.5 (NCP13 )	78	106	1497	04/2001	09/2005
Brake Shoe Set, parking brake	BB1410A5	Rear Axle	TOYOTA	YARIS ( P1 )	1.5 (NCP13 )	110	150	1497	04/2003	10/2004
Brake Shoe Set, parking brake	BB1410A5	Rear Axle	TOYOTA	YARIS VERSO ( P2 )	1.3 (NCP20 , NCP22 )	62	84	1299	11/2002	09/2005
Brake Shoe Set, parking brake	BB1410A5	Rear Axle	TOYOTA	YARIS VERSO ( P2 )	1.3 (NCP20 , NCP22 )	63	86	1299	08/1999	10/2002
Brake Shoe Set, parking brake	BB1410A5	Rear Axle	TOYOTA	YARIS VERSO ( P2 )	1.4 D-4D (NLP20 , NLP22 )	55	75	1364	12/2001	09/2005
Brake Shoe Set, parking brake	BB1410A5	Rear Axle	TOYOTA	YARIS VERSO ( P2 )	1.5 (NCP21 )	77	105	1497	05/2003	09/2005
Brake Shoe Set, parking brake	BB1410A5	Rear Axle	TOYOTA	YARIS VERSO ( P2 )	1.5 (NCP21 )	78	106	1497	03/2000	09/2005
Brake Shoe Set, parking brake	BB1411A5	Rear Axle	NISSAN	CABSTAR (F24M, F24W)	28.12 DCI, 32.12 DCI, 34.12 DCI	90	122	2488	09/2006	12/2013
Brake Shoe Set, parking brake	BB1411A5	Rear Axle	NISSAN	CABSTAR (F24M, F24W)	35.14 DCI 3.0 (F24M)	101	137	2953	09/2006	12/2013
Brake Shoe Set, parking brake	BB1411A5	Rear Axle	NISSAN	CABSTAR (F24M, F24W)	35.14 DCI, 45.14 DCI 2.5 (F24M)	106	144	2488	09/2006	12/2013
Brake Shoe Set, parking brake	BB1411A5	Rear Axle	NISSAN	CABSTAR (F24M, F24W)	35.15 DCI, 45.15 DCI 3.0 (F24M)	110	150	2953	09/2006	12/2013
Brake Shoe Set, parking brake	BB1411A5	Rear Axle	IVECO	DAILY II Box Body / Estate	2.5 4x4	76	103	2499	11/1989	05/1996
Brake Shoe Set, parking brake	BB1411A5	Rear Axle	IVECO	DAILY II Box Body / Estate	35-10 (12974212, 12974217, 1176)	103	2499	05/1996	08/1998	
Brake Shoe Set, parking brake	BB1411A5	Rear Axle	IVECO	DAILY II Box Body / Estate	35-10 (12974212, 12974217, 1180)	109	2499	05/1996	08/1998	
Brake Shoe Set, parking brake	BB1411A5	Rear Axle	IVECO	DAILY II Box Body / Estate	35-10 (15034111, 15034204, 1176)	103	2798	01/1996	05/1999	
Brake Shoe Set, parking brake	BB1411A5	Rear Axle	IVECO	DAILY II Box Body / Estate	35-8 (12934104, 12934111, 1255)	75	2499	05/1996	08/1998	
Brake Shoe Set, parking brake	BB1411A5	Rear Axle	IVECO	DAILY II Box Body / Estate	35-8 (12934104, 12934111, 1260)	82	2499	05/1996	08/1998	
Brake Shoe Set, parking brake	BB1411A5	Rear Axle	IVECO	DAILY II Box Body / Estate	35-8 (14934104, 14934111, 1462)	84	2798	09/1998	05/1999	
Brake Shoe Set, parking brake	BB1411A5	Rear Axle	IVECO	DAILY II Dumptruck	35-10 K (15030111, 15030211, 176)	103	2798	01/1997	05/1999	
Brake Shoe Set, parking brake	BB1411A5	Rear Axle	IVECO	DAILY II Dumptruck	35-8 K (14930304, 14931104, 162)	84	2798	09/1998	05/1999	
Brake Shoe Set, parking brake	BB1411A5	Rear Axle	IVECO	DAILY II Platform/Chassis	35-10 (12971112, 12971212, 1176)	103	2499	05/1996	12/1996	
Brake Shoe Set, parking brake	BB1411A5	Rear Axle	IVECO	DAILY II Platform/Chassis	35-10 (15030111, 15030211, 1176)	103	2798	01/1996	05/1999	
Brake Shoe Set, parking brake	BB1411A5	Rear Axle	IVECO	DAILY II Platform/Chassis	35-8 (12931102, 12931104, 1255)	75	2499	05/1996	08/1998	
Brake Shoe Set, parking brake	BB1411A5	Rear Axle	IVECO	DAILY II Platform/Chassis	35-8 (12931102, 12931104, 1260)	82	2499	05/1996	08/1998	
Brake Shoe Set, parking brake	BB1411A5	Rear Axle	IVECO	DAILY III Box Body / Estate	35 S 15 V, 35 C 15 V (A6HCVC3)	107	146	2798	11/2002	07/2007
Brake Shoe Set, parking brake	BB1411A5	Rear Axle	IVECO	DAILY III Bus	35 S 13, 40 C 13, 50 C 13	92	125	2798	05/1999	05/2006
Brake Shoe Set, parking brake	BB1411A5	Rear Axle	IVECO	DAILY III Platform/Chassis	35 C 15	107	146	2798	11/2001	04/2006
Brake Shoe Set, parking brake	BB1411A5	Rear Axle	IVECO	DAILY III Platform/Chassis	35 S 11, 35 C 11 (A2FC13AA, A78)	106	2798	05/1999	04/2006	
Brake Shoe Set, parking brake	BB1411A5	Rear Axle	IVECO	DAILY III Platform/Chassis	35 S 13, 35 C 13	92	125	2798	05/1999	04/2006
Brake Shoe Set, parking brake	BB1411A5	Rear Axle	IVECO	DAILY III Platform/Chassis	35 S 9, 35 C 9	62	84	2798	05/1999	04/2006
Brake Shoe Set, parking brake	BB1411A5	Rear Axle	RENAULT TRUCKS	MASCOTT Box Body / Estate	110.35	78	106	2800	01/1999	06/2004
Brake Shoe Set, parking brake	BB1411A5	Rear Axle	RENAULT TRUCKS	MASCOTT Box Body / Estate	130.35	92	125	2800	01/1999	06/2004
Brake Shoe Set, parking brake	BB1411A5	Rear Axle	RENAULT TRUCKS	MASCOTT Box Body / Estate	150.55 (A02300164)	107	146	2798	10/2001	06/2004
Brake Shoe Set, parking brake	BB1411A5	Rear Axle	RENAULT TRUCKS	MASCOTT Box Body / Estate	90.35	63	86	2800	01/1999	12/2001
Brake Shoe Set, parking brake	BB1411A5	Rear Axle	RENAULT TRUCKS	MASCOTT Platform/Chassis	120.55 (A00300005, A01300000)	85	115	2953	05/2004	12/2010
Brake Shoe Set, parking brake	BB1411A5	Rear Axle	RENAULT TRUCKS	MASCOTT Platform/Chassis	160.55 (A00300015, A01300011)	115	156	2953	05/2004	12/2010
Brake Shoe Set, parking brake	BB1411A5	Rear Axle	NISSAN	NT400 CABSTAR (F24F)	28.12, 32.12, 35.12 (F91AN)	90	122	2488	01/2014	
Brake Shoe Set, parking brake	BB1411A5	Rear Axle	NISSAN	NT400 CABSTAR (F24F)	35.14, 45.14	100	136	2488	01/2014	
Brake Shoe Set, parking brake	BB1411A5	Rear Axle	NISSAN	NT400 CABSTAR (F24F)	35.15, 45.15	107	146	2488	01/2014	
Brake Shoe Set, parking brake	BB1412A5	Rear Axle	HYUNDAI	SANTA FE II (CM)	2.0 CRDI	110	150	1995	12/2010	12/2012
Brake Shoe Set, parking brake	BB1412A5	Rear Axle	HYUNDAI	SANTA FE II (CM)	2.0 CRDI 4x4	85	115	1991	03/2006	12/2012
Brake Shoe Set, parking brake	BB1412A5	Rear Axle	HYUNDAI	SANTA FE II (CM)	2.0 CRDI 4x4	110	150	1995	12/2010	12/2012
Brake Shoe Set, parking brake	BB1412A5	Rear Axle	HYUNDAI	SANTA FE II (CM)	2.0 CRDI 4x4	135	184	1995	03/2006	12/2012
Brake Shoe Set, parking brake	BB1412A5	Rear Axle	HYUNDAI	SANTA FE II (CM)	2.2 CRDI	145	197	2199	01/2011	12/2012
Brake Shoe Set, parking brake	BB1412A5	Rear Axle	HYUNDAI	SANTA FE II (CM)	2.2 CRDI 4x4	145	197	2199	01/2011	12/2012
Brake Shoe Set, parking brake	BB1412A5	Rear Axle	HYUNDAI	SANTA FE II (CM)	2.4	128	174	2359	11/2010	12/2012
Brake Shoe Set, parking brake	BB1412A5	Rear Axle	HYUNDAI	SANTA FE II (CM)	2.4 4x4	128	174	2359	07/2010	12/2012
Brake Shoe Set, parking brake	BB1412A5	Rear Axle	KIA	SORENTO II (XM)	2.0 CRDI	110	150	1995	11/2010	
Brake Shoe Set, parking brake	BB1412A5	Rear Axle	KIA	SORENTO II (XM)	2.2 CRDI	145	197	2199	11/2009	
Brake Shoe Set, parking brake	BB1412A5	Rear Axle	KIA	SORENTO II (XM)	2.4 CVT	128	174	2359	11/2009	
Brake Shoe Set, parking brake	BB1412A5	Rear Axle	KIA	SORENTO II (XM)	2.4 CVT 4WD	128	174	2359	11/2009	



# Applications

No.: 2018-02





Date 10.04.2018

Description	FTE			KW	HP	CCM				
Brake Shoe Set, parking brake	BB1413A5	Rear Axle	INFINITI	FX	35 All-wheel Drive	206	280	3498	01/2005	12/2008
Brake Shoe Set, parking brake	BB1413A5	Rear Axle	INFINITI	FX	45 All-wheel Drive	232	316	4494	01/2006	12/2008
Brake Shoe Set, parking brake	BB1413A5	Rear Axle	NISSAN	MURANO I (Z50)	3.5 4x4	172	234	3498	08/2003	09/2008
Brake Shoe Set, parking brake	BB1414A5	Rear Axle	IVECO	DAILY II Box Body / Estate	35-10 (12974212, 12974217, 1176	103	2499	01/1989	08/1998	
Brake Shoe Set, parking brake	BB1414A5	Rear Axle	IVECO	DAILY II Box Body / Estate	35-10 (12974212, 12974217, 1180	109	2499	01/1989	08/1998	
Brake Shoe Set, parking brake	BB1414A5	Rear Axle	IVECO	DAILY II Box Body / Estate	35-8 (12934104, 12934111, 1255	75	2499	01/1991	08/1998	
Brake Shoe Set, parking brake	BB1414A5	Rear Axle	IVECO	DAILY II Box Body / Estate	35-8 (12934104, 12934111, 1260	82	2499	01/1991	08/1998	
Brake Shoe Set, parking brake	BB1414A5	Rear Axle	IVECO	DAILY II Platform/Chassis	35-10	80	109	2499	01/1989	12/1996
Brake Shoe Set, parking brake	BB1414A5	Rear Axle	IVECO	DAILY II Platform/Chassis	35-10 (12971112, 12971212, 1176	103	2499	01/1989	12/1996	
Brake Shoe Set, parking brake	BB1414A5	Rear Axle	IVECO	DAILY II Platform/Chassis	35-8 (12931102, 12931104, 1255	75	2499	01/1989	08/1998	
Brake Shoe Set, parking brake	BB1414A5	Rear Axle	IVECO	DAILY II Platform/Chassis	35-8 (12931102, 12931104, 1260	82	2499	01/1989	08/1998	
Brake Shoe Set, parking brake	BB1414A5	Rear Axle	IVECO	DAILY III Box Body / Estate	35 S 11 V,35 C 11 V	78	106	2798	05/1999	07/2007
Brake Shoe Set, parking brake	BB1414A5	Rear Axle	IVECO	DAILY III Box Body / Estate	35 S 13 V,35 C 13 V	92	125	2798	05/1999	07/2007
Brake Shoe Set, parking brake	BB1414A5	Rear Axle	IVECO	DAILY III Box Body / Estate	35 S 9 V,35 C 9 V	62	84	2798	05/1999	07/2007
Brake Shoe Set, parking brake	BB1414A5	Rear Axle	IVECO	DAILY III Bus	35 S 13, 40 C 13, 50 C 13	92	125	2798	05/1999	05/2006
Brake Shoe Set, parking brake	BB1414A5	Rear Axle	RENAULT TRUCKS	MASCOTT Box Body / Estate	110.50	78	106	2800	01/1999	06/2004
Brake Shoe Set, parking brake	BB1414A5	Rear Axle	RENAULT TRUCKS	MASCOTT Box Body / Estate	110.55	78	106	2800	01/1999	06/2004
Brake Shoe Set, parking brake	BB1414A5	Rear Axle	RENAULT TRUCKS	MASCOTT Box Body / Estate	120.35 (A02100003)	85	115	2953	05/2004	10/2010
Brake Shoe Set, parking brake	BB1414A5	Rear Axle	RENAULT TRUCKS	MASCOTT Box Body / Estate	120.55 (A02300005)	85	115	2953	05/2004	10/2010
Brake Shoe Set, parking brake	BB1414A5	Rear Axle	RENAULT TRUCKS	MASCOTT Box Body / Estate	130.55	92	125	2800	01/1999	06/2004
Brake Shoe Set, parking brake	BB1414A5	Rear Axle	RENAULT TRUCKS	MASCOTT Box Body / Estate	140.35	103	140	2800	01/2001	06/2004
Brake Shoe Set, parking brake	BB1414A5	Rear Axle	RENAULT TRUCKS	MASCOTT Box Body / Estate	140.55	103	140	2800	01/2001	06/2004
Brake Shoe Set, parking brake	BB1414A5	Rear Axle	RENAULT TRUCKS	MASCOTT Box Body / Estate	150.35 (A02300161)	107	146	2798	10/2001	06/2004
Brake Shoe Set, parking brake	BB1414A5	Rear Axle	RENAULT TRUCKS	MASCOTT Box Body / Estate	150.65 (A00300166)	107	146	2798	10/2001	06/2004
Brake Shoe Set, parking brake	BB1414A5	Rear Axle	RENAULT TRUCKS	MASCOTT Box Body / Estate	160.35 (A02100013)	115	156	2953	05/2004	10/2010
Brake Shoe Set, parking brake	BB1414A5	Rear Axle	RENAULT TRUCKS	MASCOTT Box Body / Estate	160.55 (A02300015)	115	156	2953	05/2004	10/2010
Brake Shoe Set, parking brake	BB1414A5	Rear Axle	RENAULT TRUCKS	MASCOTT Dumpertruck	110	78	106	2800	01/2000	06/2004
Brake Shoe Set, parking brake	BB1414A5	Rear Axle	RENAULT TRUCKS	MASCOTT Dumpertruck	90	78	106	2800	01/2000	06/2004
Brake Shoe Set, parking brake	BB1414A5	Rear Axle	RENAULT TRUCKS	MASCOTT Platform/Chassis	110	78	106	2800	01/1999	06/2004
Brake Shoe Set, parking brake	BB1414A5	Rear Axle	RENAULT TRUCKS	MASCOTT Platform/Chassis	120.65 (A00500007)	85	115	2953	05/2004	12/2010
Brake Shoe Set, parking brake	BB1414A5	Rear Axle	RENAULT TRUCKS	MASCOTT Platform/Chassis	90	63	86	2800	01/1999	12/2001
Brake Shoe Set, parking brake	BB1415A5	Rear Axle	HYUNDAI	H-1 Cargo (TQ)	2.5 CRDI	81	110	2497	02/2008	
Brake Shoe Set, parking brake	BB1415A5	Rear Axle	HYUNDAI	H-1 Cargo (TQ)	2.5 CRDI	85	116	2497	08/2011	
Brake Shoe Set, parking brake	BB1415A5	Rear Axle	HYUNDAI	H-1 Cargo (TQ)	2.5 CRDI	100	136	2497	08/2009	
Brake Shoe Set, parking brake	BB1415A5	Rear Axle	HYUNDAI	H-1 Cargo (TQ)	2.5 CRDI	120	163	2497	02/2008	
Brake Shoe Set, parking brake	BB1415A5	Rear Axle	HYUNDAI	H-1 Cargo (TQ)	2.5 CRDI	125	170	2497	02/2008	
Brake Shoe Set, parking brake	BB1415A5	Rear Axle	HYUNDAI	ix55	3.0 V6 CRDI 4WD	176	239	2959	09/2008	12/2011
Brake Shoe Set, parking brake	BB1415A5	Rear Axle	HYUNDAI	ix55	3.0 V6 CRDI 4WD	184	250	2959	09/2011	12/2012
Brake Shoe Set, parking brake	BB1416A5	Rear Axle	TOYOTA	LAND CRUISER ( J4 , J5 )	3.8 D (HJ45 V)	66	90	3576	04/1979	07/1980
Brake Shoe Set, parking brake	BB1416A5	Rear Axle	TOYOTA	LAND CRUISER PRADO ( J15	3.0 D-4D (KDJ150 )	127	173	2982	08/2009	
Brake Shoe Set, parking brake	BB1416A5	Rear Axle	TOYOTA	LAND CRUISER PRADO ( J15	3.0 D-4D (KDJ155 , KDJ150	140	190	2982	08/2009	
Brake Shoe Set, parking brake	BB1416A5	Rear Axle	TOYOTA	LAND CRUISER PRADO ( J15	4.0 V6 VVT-i (GRJ150 , GRJ12	207	282	3956	08/2009	
Brake Shoe Set, parking brake	BB1417A5	Rear Axle	KIA	CARENS III MPV (UN)	2.0 CRDI 135	100	136	1991	08/2009	
Brake Shoe Set, parking brake	BB1417A5	Rear Axle	KIA	CARENS III MPV (UN)	2.0 CRDI 140	103	140	1991	09/2006	
Brake Shoe Set, parking brake	BB1417A5	Rear Axle	KIA	CARENS III MPV (UN)	2.0 CVT	106	144	1998	09/2006	
Brake Shoe Set, parking brake	BB1418A5	Rear Axle	LAND ROVER	FREELANDER 2 (L359)	2.2 TD4 4x4	112	152	2179	01/2007	10/2014
Brake Shoe Set, parking brake	BB1418A5	Rear Axle	LAND ROVER	FREELANDER 2 (L359)	2.2 TD4 4x4	118	160	2179	10/2006	10/2014
Brake Shoe Set, parking brake	BB1418A5	Rear Axle	LAND ROVER	FREELANDER 2 (L359)	3.2 4x4	171	233	3192	10/2006	10/2014
Brake Shoe Set, parking brake	BB1419A5	Rear Axle	JEEP	COMMANDER (XK, XH)	3.0 CRD 4x4	160	218	2987	04/2006	12/2010
Brake Shoe Set, parking brake	BB1419A5	Rear Axle	JEEP	COMMANDER (XK, XH)	3.7 V6 4x4	157	214	3701	09/2005	12/2010
Brake Shoe Set, parking brake	BB1419A5	Rear Axle	JEEP	GRAND CHEROKEE III (WH, W)	3.0 CRD 4x4	160	218	2987	06/2005	12/2010
Brake Shoe Set, parking brake	BB1419A5	Rear Axle	JEEP	GRAND CHEROKEE III (WH, W)	3.7 V6 4x4	157	214	3701	06/2005	12/2010
Brake Shoe Set, parking brake	BB1419A5	Rear Axle	JEEP	GRAND CHEROKEE III (WH, W)	4.7 V8 4x4	170	231	4701	06/2005	12/2010
Brake Shoe Set, parking brake	BB1419A5	Rear Axle	JEEP	GRAND CHEROKEE III (WH, W)	5.7 V8 4x4	240	326	5654	06/2005	12/2010
Brake Shoe Set, parking brake	BB1419A5	Rear Axle	JEEP	GRAND CHEROKEE III (WH, W)	6.1 SRT8 4x4	313	426	6059	03/2006	12/2010
Brake Shoe Set, parking brake	BB1420A5	Rear Axle	HONDA	CR-V II (RD )	2.2 CRDI (RD9)	103	140	2204	02/2005	09/2006
Brake Shoe Set, parking brake	BB1421A5	Rear Axle	JEEP	CHEROKEE (KK)	2.8 CRD 4x4	147	200	2777	01/2010	
Brake Shoe Set, parking brake	BB1421A5	Rear Axle	JEEP	CHEROKEE (KK)	3.7 V6 4x4	151	205	3700	01/2008	
Brake Shoe Set, parking brake	BB1421A5	Rear Axle	DODGE	NITRO	2.8 CRD	130	177	2777	06/2007	12/2012
Brake Shoe Set, parking brake	BB1421A5	Rear Axle	DODGE	NITRO	2.8 CRD 4WD	130	177	2777	06/2007	12/2012
Brake Shoe Set, parking brake	BB1421A5	Rear Axle	JEEP	WRANGLER III (JK)	2.8 CRD	147	200	2776	11/2010	
Brake Shoe Set, parking brake	BB1422A5	Rear Axle	HYUNDAI	H-1 Travel (TQ)	2.5 CRDI	100	136	2497	07/2008	
Brake Shoe Set, parking brake	BB1422A5	Rear Axle	HYUNDAI	SANTA FE I (SM)	2.7	129	175	2656	08/2004	03/2006
Brake Shoe Set, parking brake	BB1422A5	Rear Axle	HYUNDAI	SANTA FE II (CM)	2.2 CRDI	102	139	2188	03/2006	12/2012
Brake Shoe Set, parking brake	BB1422A5	Rear Axle	HYUNDAI	SANTA FE II (CM)	2.2 CRDI	114	155	2188	03/2006	12/2009
Brake Shoe Set, parking brake	BB1422A5	Rear Axle	HYUNDAI	SANTA FE II (CM)	2.2 CRDI	145	197	2199	01/2009	12/2010
Brake Shoe Set, parking brake	BB1422A5	Rear Axle	HYUNDAI	SANTA FE II (CM)	2.2 CRDI 4x4	102	139	2188	03/2006	12/2012
Brake Shoe Set, parking brake	BB1422A5	Rear Axle	HYUNDAI	SANTA FE II (CM)	2.2 CRDI 4x4	114	155	2188	03/2006	12/2009
Brake Shoe Set, parking brake	BB1422A5	Rear Axle	HYUNDAI	SANTA FE II (CM)	2.2 CRDI 4x4	145	197	2199	01/2009	12/2010
Brake Shoe Set, parking brake	BB1422A5	Rear Axle	HYUNDAI	SANTA FE II (CM)	2.2 CRDI GLS	110	150	2188	03/2006	12/2009
Brake Shoe Set, parking brake	BB1422A5	Rear Axle	HYUNDAI	SANTA FE II (CM)	2.2 CRDI GLS 4x4	110	150	2188	03/2006	12/2009
Brake Shoe Set, parking brake	BB1422A5	Rear Axle	HYUNDAI	SANTA FE II (CM)	2.7	125	170	2657	03/2006	12/2012
Brake Shoe Set, parking brake	BB1422A5	Rear Axle	HYUNDAI	SANTA FE II (CM)	2.7 4x4	125	170	2657	03/2006	12/2012
Brake Shoe Set, parking brake	BB1422A5	Rear Axle	HYUNDAI	SANTA FE II (CM)	2.7 V6 GLS	139	189	2656	03/2006	12/2009
Brake Shoe Set, parking brake	BB1422A5	Rear Axle	HYUNDAI	SANTA FE II (CM)	2.7 V6 GLS 4x4	139	189	2656	03/2006	12/2009
Brake Shoe Set, parking brake	BB1422A5	Rear Axle	KIA	SORENTO I (JC)	2.5 CRDI	125	170	2497	12/2006	
Brake Shoe Set, parking brake	BB1423A5	Rear Axle	SSANGYONG	ACTYON I	2.0 Xdi	100	136	1998	07/2007	
Brake Shoe Set, parking brake	BB1423A5	Rear Axle	SSANGYONG	ACTYON I	2.0 Xdi	104	141	1998	11/2005	
Brake Shoe Set, parking brake	BB1423A5	Rear Axle	SSANGYONG	ACTYON I	2.3 4x4	110	150	2295	11/2006	

# Applications

No.: 2018-02

Date 10.04.2018

Description	FTE			KW	HP	CCM		
Brake Shoe Set, parking brake	BB1423A5	Rear Axle	SSANGYONG ACTYON I	200 Xdi 4WD	100	136	1998	07/2007
Brake Shoe Set, parking brake	BB1423A5	Rear Axle	SSANGYONG ACTYON I	200 Xdi 4WD	104	141	1998	10/2006
Brake Shoe Set, parking brake	BB1423A5	Rear Axle	SSANGYONG ACTYON SPORTS I (QJ)	2.0 Xdi	104	141	1998	04/2007
Brake Shoe Set, parking brake	BB1423A5	Rear Axle	SSANGYONG ACTYON SPORTS I (QJ)	2.0 Xdi 4WD	114	155	1998	09/2011
Brake Shoe Set, parking brake	BB1423A5	Rear Axle	SSANGYONG ACTYON SPORTS II	2.0 Xdi	114	155	1998	10/2012
Brake Shoe Set, parking brake	BB1423A5	Rear Axle	SSANGYONG ACTYON SPORTS II	2.0 Xdi 4WD	114	155	1998	10/2012
Brake Shoe Set, parking brake	BB1423A5	Rear Axle	MAZDA CX-7 (ER)	2.3 MZR DISI Turbo AWD	191	260	2261	06/2009
Brake Shoe Set, parking brake	BB1423A5	Rear Axle	MAZDA CX-9 (TB)	3.7	204	277	3726	01/2007
Brake Shoe Set, parking brake	BB1423A5	Rear Axle	MAZDA CX-9 (TB)	3.7 AWD	204	277	3726	01/2007
Brake Shoe Set, parking brake	BB1423A5	Rear Axle	DAEWOO KORANDO (KJ)	2.3	105	143	2295	01/1999
Brake Shoe Set, parking brake	BB1423A5	Rear Axle	DAEWOO KORANDO (KJ)	2.9 D	72	98	2874	01/1999
Brake Shoe Set, parking brake	BB1423A5	Rear Axle	DAEWOO KORANDO (KJ)	2.9 TD	88	120	2874	01/1999
Brake Shoe Set, parking brake	BB1423A5	Rear Axle	DAEWOO KORANDO (KJ)	3.2 4x4	156	212	3199	01/1999
Brake Shoe Set, parking brake	BB1423A5	Rear Axle	DAEWOO KORANDO Cabrio (KJ)	2.0 16V	94	128	1998	02/1999
Brake Shoe Set, parking brake	BB1423A5	Rear Axle	DAEWOO KORANDO Cabrio (KJ)	2.3	105	143	2295	02/1999
Brake Shoe Set, parking brake	BB1423A5	Rear Axle	DAEWOO KORANDO Cabrio (KJ)	2.9 D	72	98	2874	02/1999
Brake Shoe Set, parking brake	BB1423A5	Rear Axle	SSANGYONG KORANDO Cabrio (KJ)	2.9 D	72	98	2874	11/1997
Brake Shoe Set, parking brake	BB1423A5	Rear Axle	DAEWOO KORANDO Cabrio (KJ)	2.9 TD	88	120	2874	02/1999
Brake Shoe Set, parking brake	BB1423A5	Rear Axle	SSANGYONG KYRON	2.7 Xdi	121	165	2696	05/2005
Brake Shoe Set, parking brake	BB1423A5	Rear Axle	SSANGYONG MUSSO (FJ)	2.3	103	140	2295	10/1996
Brake Shoe Set, parking brake	BB1423A5	Rear Axle	SSANGYONG MUSSO (FJ)	2.3 D	58	79	2299	03/1993
Brake Shoe Set, parking brake	BB1423A5	Rear Axle	SSANGYONG MUSSO (FJ)	2.3 D	59	80	2299	10/1995
Brake Shoe Set, parking brake	BB1423A5	Rear Axle	SSANGYONG MUSSO (FJ)	2.9 TD	88	120	2874	04/1998
Brake Shoe Set, parking brake	BB1423A5	Rear Axle	SSANGYONG MUSSO (FJ)	2.9 TD	108	147	2874	04/1998
Brake Shoe Set, parking brake	BB1423A5	Rear Axle	SSANGYONG MUSSO (FJ)	3.2	162	220	3199	06/1996
Brake Shoe Set, parking brake	BB1423A5	Rear Axle	SSANGYONG REXTON (GAB )	2.7 Xdi	120	163	2696	08/2004
Brake Shoe Set, parking brake	BB1423A5	Rear Axle	SSANGYONG REXTON (GAB )	2.7 Xdi 4x4	118	160	2696	03/2011
Brake Shoe Set, parking brake	BB1423A5	Rear Axle	SSANGYONG REXTON (GAB )	2.7 Xdi Turbo 4x4	132	180	2696	03/2011
Brake Shoe Set, parking brake	BB1423A5	Rear Axle	SSANGYONG REXTON (GAB )	2.9 TD	88	120	2874	04/2002
Brake Shoe Set, parking brake	BB1423A5	Rear Axle	SSANGYONG REXTON (GAB )	3.2 4x4	162	220	3199	04/2002
Brake Shoe Set, parking brake	BB1423A5	Rear Axle	OPEL SINTRA	2.2 i 16V (OUN16, Y94)	104	141	2198	11/1996
Brake Shoe Set, parking brake	BB1423A5	Rear Axle	OPEL SINTRA	3.0 i 24V (OUN16, Y94)	148	201	2962	11/1996
Brake Shoe Set, parking brake	BB1424A5	Rear Axle	HONDA CR-V II (RD )	2.0 (RD4)	110	150	1998	09/2001
Brake Shoe Set, parking brake	BB1424A5	Rear Axle	HONDA FR-V (BE)	1.7 (BE1)	92	125	1668	08/2004
Brake Shoe Set, parking brake	BB1424A5	Rear Axle	HONDA FR-V (BE)	1.8 (BE1)	103	140	1799	01/2007
Brake Shoe Set, parking brake	BB1424A5	Rear Axle	HONDA FR-V (BE)	2.0 (BE3)	110	150	1998	02/2005
Brake Shoe Set, parking brake	BB1424A5	Rear Axle	HONDA FR-V (BE)	2.2 i CTDI (BE5)	103	140	2204	07/2005
Brake Shoe Set, parking brake	BB1424A5	Rear Axle	HONDA LEGEND III (KA)	3.5 i 24V (KA9)	151	205	3474	02/1996
Brake Shoe Set, parking brake	BB1424A5	Rear Axle	HONDA SHUTTLE (RA)	2.2 16V (RA1)	110	150	2156	10/1994
Brake Shoe Set, parking brake	BB1424A5	Rear Axle	HONDA SHUTTLE (RA)	2.3 16V (RA3, RA6)	110	150	2254	10/1997
Brake Shoe Set, parking brake	BB1425A5	Rear Axle	PEUGEOT 4008	1.6 HDi	84	114	1560	05/2012
Brake Shoe Set, parking brake	BB1425A5	Rear Axle	PEUGEOT 4008	1.6 HDi AWC	84	114	1560	05/2012
Brake Shoe Set, parking brake	BB1425A5	Rear Axle	PEUGEOT 4008	1.8 HDi	110	150	1798	05/2012
Brake Shoe Set, parking brake	BB1425A5	Rear Axle	PEUGEOT 4008	1.8 HDi AWC	110	150	1798	05/2012
Brake Shoe Set, parking brake	BB1425A5	Rear Axle	DODGE AVENGER	2.0 CRD	103	140	1968	06/2007
Brake Shoe Set, parking brake	BB1425A5	Rear Axle	CITROEN C4 AIRCROSS	1.6	86	117	1590	04/2012
Brake Shoe Set, parking brake	BB1425A5	Rear Axle	CITROEN C4 AIRCROSS	1.6 HDi 115	84	114	1560	04/2012
Brake Shoe Set, parking brake	BB1425A5	Rear Axle	CITROEN C4 AIRCROSS	1.6 HDi 115 AWC	84	114	1560	05/2012
Brake Shoe Set, parking brake	BB1425A5	Rear Axle	CITROEN C4 AIRCROSS	1.8 HDi 150	110	150	1798	04/2012
Brake Shoe Set, parking brake	BB1425A5	Rear Axle	CITROEN C4 AIRCROSS	1.8 HDi 150 AWC	110	150	1798	04/2012
Brake Shoe Set, parking brake	BB1425A5	Rear Axle	DODGE CALIBER	1.8	110	150	1798	06/2006
Brake Shoe Set, parking brake	BB1425A5	Rear Axle	DODGE CALIBER	2.0	115	156	1998	06/2006
Brake Shoe Set, parking brake	BB1425A5	Rear Axle	DODGE CALIBER	2.0 CRD	103	140	1968	06/2006
Brake Shoe Set, parking brake	BB1425A5	Rear Axle	DODGE CALIBER	2.4	125	170	2359	10/2006
Brake Shoe Set, parking brake	BB1425A5	Rear Axle	JEEP COMPASS (MK49)	2.0	115	156	1998	05/2011
Brake Shoe Set, parking brake	BB1425A5	Rear Axle	JEEP COMPASS (MK49)	2.0 CRD	103	140	1968	08/2006
Brake Shoe Set, parking brake	BB1425A5	Rear Axle	JEEP COMPASS (MK49)	2.0 CRD 4x4	103	140	1968	09/2006
Brake Shoe Set, parking brake	BB1425A5	Rear Axle	JEEP COMPASS (MK49)	2.2 CRD	100	136	2143	05/2011
Brake Shoe Set, parking brake	BB1425A5	Rear Axle	JEEP COMPASS (MK49)	2.2 CRD 4x4	120	163	2143	12/2010
Brake Shoe Set, parking brake	BB1425A5	Rear Axle	JEEP COMPASS (MK49)	2.4 4x4	125	170	2359	09/2006
Brake Shoe Set, parking brake	BB1425A5	Rear Axle	DODGE JOURNEY	2.0 CRD	103	140	1968	06/2008
Brake Shoe Set, parking brake	BB1425A5	Rear Axle	DODGE JOURNEY	2.4	125	170	2360	01/2009
Brake Shoe Set, parking brake	BB1425A5	Rear Axle	DODGE JOURNEY	2.4	129	175	2360	09/2008
Brake Shoe Set, parking brake	BB1425A5	Rear Axle	DODGE JOURNEY	2.4 ECO+	125	170	2360	03/2009
Brake Shoe Set, parking brake	BB1425A5	Rear Axle	DODGE JOURNEY	3.5	173	235	3518	06/2008
Brake Shoe Set, parking brake	BB1425A5	Rear Axle	DODGE JOURNEY	3.5 AWD	173	235	3518	06/2008
Brake Shoe Set, parking brake	BB1425A5	Rear Axle	JEEP PATRIOT (MK74)	2.0	115	156	1998	01/2011
Brake Shoe Set, parking brake	BB1425A5	Rear Axle	JEEP PATRIOT (MK74)	2.0 CRD 4x4	103	140	1968	02/2007
Brake Shoe Set, parking brake	BB1425A5	Rear Axle	JEEP PATRIOT (MK74)	2.2 CRD 4x4	100	136	2143	01/2011
Brake Shoe Set, parking brake	BB1425A5	Rear Axle	JEEP PATRIOT (MK74)	2.2 CRD 4x4	120	163	2143	01/2011
Brake Shoe Set, parking brake	BB1425A5	Rear Axle	JEEP PATRIOT (MK74)	2.4 4x4	125	170	2359	01/2008
Brake Shoe Set, parking brake	BB1425A5	Rear Axle	JEEP PATRIOT (MK74)	2.4 Eco + 4x4	125	170	2359	07/2008
Brake Shoe Set, parking brake	BB1425A5	Rear Axle	CHRYSLER SEBRING US	2.7 VVT	137	186	2736	07/2007
Brake Shoe Set, parking brake	BB1425A5	Rear Axle	CHRYSLER SEBRING Convertible (JS)	2.4 VVT	125	170	2360	07/2007
Brake Shoe Set, parking brake	BB1426A5	Rear Axle	HYUNDAI ACCENT III (MC)	1.4 GL	71	97	1399	11/2005
Brake Shoe Set, parking brake	BB1426A5	Rear Axle	HYUNDAI ACCENT III (MC)	1.5 CRDI GLS	81	110	1493	11/2005
Brake Shoe Set, parking brake	BB1426A5	Rear Axle	HYUNDAI ACCENT III Saloon (MC)	1.5 CRDI GLS	81	110	1493	11/2005
Brake Shoe Set, parking brake	BB1426A5	Rear Axle	KIA RIO II (JB)	1.4 16V	71	97	1399	03/2005
Brake Shoe Set, parking brake	BB1426A5	Rear Axle	KIA RIO II (JB)	1.5 CRDI	81	110	1493	03/2005



# Applications

No.: 2018-02

Date 10.04.2018

Description	FTE				KW	HP	CCM				
Brake Shoe Set, parking brake	BB1430A5	Rear Axle	MERCEDES-BENZ	SPRINTER 5-t Platform/Chassis	515 CDI 4x4 (906.153, 906.155)	110	150	2148	06/2006	12/2009	
Brake Shoe Set, parking brake	BB1430A5	Rear Axle	MERCEDES-BENZ	SPRINTER 5-t Platform/Chassis	516 (906.153, 906.155, 906.25)	115	156	1796	09/2008		
Brake Shoe Set, parking brake	BB1430A5	Rear Axle	MERCEDES-BENZ	SPRINTER 5-t Platform/Chassis	516 CDI (906.153, 906.155, 90)	120	163	2143	03/2009		
Brake Shoe Set, parking brake	BB1430A5	Rear Axle	MERCEDES-BENZ	SPRINTER 5-t Platform/Chassis	516 NGT (906.153, 906.155, 90)	115	156	1796	09/2008		
Brake Shoe Set, parking brake	BB1430A5	Rear Axle	MERCEDES-BENZ	SPRINTER 5-t Platform/Chassis	518 CDI (906.153, 906.155, 90)	135	184	2987	06/2006	12/2009	
Brake Shoe Set, parking brake	BB1430A5	Rear Axle	MERCEDES-BENZ	SPRINTER 5-t Platform/Chassis	518 CDI 4x4 (906.153, 906.155)	135	184	2987	06/2006	12/2009	
Brake Shoe Set, parking brake	BB1430A5	Rear Axle	MERCEDES-BENZ	SPRINTER 5-t Platform/Chassis	519 CDI / BlueTEC (906.153, 9)	140	190	2987	03/2009		
Brake Shoe Set, parking brake	BB1430A5	Rear Axle	MERCEDES-BENZ	SPRINTER 5-t Platform/Chassis	519 CDI / BlueTEC 4x4 (906.15)	140	190	2987	03/2009		
Brake Shoe Set	BB1431A1	Rear Axle	MAZDA	MPV II (LW)	2.0	88	120	1991	08/2000		07/2002
Brake Shoe Set	BB1432A1	Rear Axle	DAIHATSU	TREVIS	1.0	43	58	989	06/2006		08/2000
Brake Shoe Set	BB1433A1	Rear Axle	NISSAN	TERRANO II (R20)	2.4 4WD	85	116	2389	05/1996		01/2002
Brake Shoe Set	BB1433A1	Rear Axle	NISSAN	TERRANO II (R20)	2.4 4WD	87	118	2389	05/1996		09/2007
Brake Shoe Set	BB1433A1	Rear Axle	NISSAN	TERRANO II (R20)	2.7 TD 4WD	74	101	2664	02/1993		01/2002
Brake Shoe Set	BB1433A1	Rear Axle	NISSAN	TERRANO II (R20)	2.7 TD 4WD	92	125	2664	05/1996		09/2007
Brake Shoe Set	BB1433A1	Rear Axle	NISSAN	TERRANO II (R20)	3.0 DI 4WD	113	154	2953	05/2002		09/2007
Brake Shoe Set	BB1434A1	Rear Axle	HYUNDAI	H-1 / STAREX MPV	2.5 CRDI	85	116	2497	06/1997		04/2004
Brake Shoe Set	BB1434A1	Rear Axle	HYUNDAI	H-1 Cargo (TO)	2.5 CRDI	85	116	2497	08/2011		Type: Travel
Brake Shoe Set	BB1434A1	Rear Axle	HYUNDAI	H-1 Travel (TO)	2.5 CRDI	85	116	2497	08/2011		Type: Travel
Brake Shoe Set	BB1434A1	Rear Axle	HYUNDAI	H-1 Travel (TO)	2.5 CRDI	125	170	2497	05/2008		
Brake Shoe Set	BB1435A1	Rear Axle	KIA	CARNIVAL II (GQ)	2.5 V6	110	150	2497	10/2001		06/2006
Brake Shoe Set	BB1435A1	Rear Axle	KIA	CARNIVAL II (GQ)	2.9 CRDI	106	144	2902	10/2001		06/2006
Brake Shoe Set	BB1436A1	Rear Axle	SUBARU	JUSTY II (JMA, MS)	1.3 4x4	63	86	1298	04/2001		11/2003
Brake Shoe Set	BB1436A1	Rear Axle	SUBARU	JUSTY II (JMA, MS)	1.3 GX 4x4	50	68	1298	07/1998		09/2000
Brake Shoe Set	BB1436A1	Rear Axle	SUZUKI	SWIFT II Hatchback (EA, MA)	1.0 i (SF310, AA44)	39	53	993	01/1995		12/2005
Brake Shoe Set	BB1436A1	Rear Axle	SUZUKI	SWIFT II Hatchback (EA, MA)	1.3 (SF413, AB35)	50	68	1298	04/1998		05/2001
Brake Shoe Set	BB1436A1	Rear Axle	SUZUKI	SWIFT II Saloon (AH, AJ)	1.3 (SF413, AH35, MA)	50	68	1298	01/1991		12/1995
Brake Shoe Set	BB1436A1	Rear Axle	SUZUKI	SWIFT II Saloon (AH, AJ)	1.3 (SF413, AH35, MA)	50	68	1298	01/1991		12/1995
Brake Shoe Set	BB1437A1	Front Axle	VW	KAEFER	1302 1.2 (11)	25	34	1192	08/1970		07/1972
Brake Shoe Set	BB1437A1	Front Axle	VW	KAEFER	1302 1.3	29	39	1285	08/1970		07/1972
Brake Shoe Set	BB1437A1	Front Axle	VW	KAEFER	1302 1.3 (11)	32	44	1285	08/1970		07/1972
Brake Shoe Set	BB1437A1	Front Axle	VW	KAEFER	1302 1.6	35	48	1584	07/1971		07/1972
Brake Shoe Set	BB1437A1	Front Axle	VW	KAEFER	1302 1.6 (11)	37	50	1584	08/1970		07/1972
Brake Shoe Set	BB1437A1	Front Axle	VW	KAEFER	1303 1.2 (13)	25	34	1192	08/1972		07/1974
Brake Shoe Set	BB1437A1	Front Axle	VW	KAEFER	1303 1.3 (13)	32	44	1285	08/1972		07/1974
Brake Shoe Set	BB1437A1	Front Axle	VW	KAEFER	1303 1.6 (13)	35	48	1584	08/1972		07/1974
Brake Shoe Set	BB1437A1	Front Axle	VW	KAEFER	1303 LS, S 1.6 (13)	37	50	1584	08/1972		07/1974
Brake Shoe Set	BB1437A1	Front Axle	VW	KAEFER	1600 (Mexico)	34	46	1584	05/1973		09/1992
Brake Shoe Set	BB1437A1	Front Axle	VW	KAEFER Convertible (15)	1302 1.3	29	39	1285	08/1970		07/1972
Brake Shoe Set	BB1437A1	Front Axle	VW	KAEFER Convertible (15)	1302 1.6	34	46	1584	08/1970		07/1972
Brake Shoe Set	BB1437A1	Front Axle	VW	KAEFER Convertible (15)	1302, 1303 1.6	37	50	1584	08/1970		07/1972
Brake Shoe Set	BB1437A1	Front Axle	VW	KAEFER Convertible (15)	1302, 1303 1.6	37	50	1584	08/1972		07/1974
Brake Shoe Set	BB1437A1	Front Axle	VW	KAEFER Convertible (15)	1303 1.3	32	44	1285	08/1972		07/1974
Brake Shoe Set	BB1437A1	Front Axle	VW	KAEFER Convertible (15)	1303 1.6	35	48	1584	08/1972		07/1974
Brake Shoe Set	BB1438A1	Rear Axle	TOYOTA	CAMRY Station Wagon ( V2 )	2.0 GLI 16V (SV21 )	89	121	1998	06/1989		02/1993
Brake Shoe Set	BB1438A1	Rear Axle	TOYOTA	CAMRY Station Wagon ( V2 )	2.0 Turbo-D (CV20)	62	84	1975	06/1989		05/1991
Brake Shoe Set	BB1438A1	Rear Axle	TOYOTA	CAMRY Station Wagon ( V2 )	2.0 Turbo-D (CV20)	63	86	1975	06/1989		05/1991
Brake Shoe Set	BB1438A1	Rear Axle	TOYOTA	COROLLA ( E11 )	1.6	81	110	1587	04/1997		02/2000
Brake Shoe Set	BB1438A1	Rear Axle	TOYOTA	COROLLA Compact ( E11 )	1.4 (EE111 )	63	86	1332	05/1997		07/1998
Brake Shoe Set	BB1438A1	Rear Axle	TOYOTA	COROLLA Compact ( E11 )	1.6 (AE111 )	81	110	1587	05/1997		07/1998
Brake Shoe Set	BB1438A1	Rear Axle	TOYOTA	COROLLA Compact ( E11 )	1.6 Aut. (AE111 )	79	107	1587	05/1997		07/1998
Brake Shoe Set	BB1438A1	Rear Axle	TOYOTA	COROLLA Compact ( E11 )	2.0 D (CE110 )	53	72	1975	05/1997		07/1998
Brake Shoe Set	BB1438A1	Rear Axle	TOYOTA	COROLLA Liftback ( E11 )	1.4 (EE111 )	63	86	1332	05/1997		07/1998
Brake Shoe Set	BB1438A1	Rear Axle	TOYOTA	COROLLA Liftback ( E11 )	1.6 (AE111 )	81	110	1587	05/1997		07/1998
Brake Shoe Set	BB1438A1	Rear Axle	TOYOTA	COROLLA Liftback ( E11 )	1.6 Aut. (AE111 )	79	107	1587	05/1997		07/1998
Brake Shoe Set	BB1438A1	Rear Axle	TOYOTA	COROLLA Liftback ( E11 )	2.0 D (CE110)	53	72	1975	05/1997		07/1998
Brake Shoe Set	BB1439A1	Rear Axle	KIA	PICANTO (TA)	1.0	51	69	998	05/2011		
Brake Shoe Set	BB1439A1	Rear Axle	KIA	PICANTO (TA)	1.0 Bi-Fuel	60	82	998	05/2011		
Brake Shoe Set	BB1439A1	Rear Axle	KIA	PICANTO (TA)	1.0 LPG	49	67	998	08/2013		
Brake Shoe Set	BB1439A1	Rear Axle	KIA	PICANTO (TA)	1.2	63	85	1248	09/2011		
Brake Shoe Set	BB1440A1	Rear Axle	FORD	MONDEO I (GBP)	2.0 i 16V 4x4	100	136	1988	04/1993		05/1994
Brake Shoe Set	BB1440A1	Rear Axle	FORD	MONDEO I Saloon (GBP)	1.6 i 16V	65	88	1597	07/1994		08/1996
Brake Shoe Set	BB1440A1	Rear Axle	FORD	MONDEO I Saloon (GBP)	1.6 i 16V	66	90	1597	02/1993		08/1996
Brake Shoe Set	BB1440A1	Rear Axle	FORD	MONDEO I Saloon (GBP)	1.8 i 16V	82	112	1796	01/1994		08/1996
Brake Shoe Set	BB1440A1	Rear Axle	FORD	MONDEO I Saloon (GBP)	1.8 i 16V	85	115	1796	02/1993		08/1996
Brake Shoe Set	BB1440A1	Rear Axle	FORD	MONDEO I Saloon (GBP)	1.8 TD	65	88	1753	06/1993		08/1996
Brake Shoe Set	BB1440A1	Rear Axle	FORD	MONDEO I Saloon (GBP)	1.8 TD	66	90	1753	10/1995		08/1996
Brake Shoe Set	BB1440A1	Rear Axle	FORD	MONDEO I Saloon (GBP)	2.0 i 16V	100	136	1988	02/1993		08/1996
Brake Shoe Set	BB1440A1	Rear Axle	FORD	MONDEO I Turnier (BNP)	1.6 i 16V	65	88	1597	07/1994		08/1996
Brake Shoe Set	BB1440A1	Rear Axle	FORD	MONDEO I Turnier (BNP)	1.6 i 16V	66	90	1597	04/1993		08/1996
Brake Shoe Set	BB1440A1	Rear Axle	FORD	MONDEO I Turnier (BNP)	1.8 i 16V	82	112	1796	07/1994		08/1996
Brake Shoe Set	BB1440A1	Rear Axle	FORD	MONDEO I Turnier (BNP)	1.8 i 16V	85	115	1796	04/1993		08/1996
Brake Shoe Set	BB1440A1	Rear Axle	FORD	MONDEO I Turnier (BNP)	1.8 i 16V 4x4	85	115	1796	10/1994		08/1996
Brake Shoe Set	BB1440A1	Rear Axle	FORD	MONDEO I Turnier (BNP)	1.8 TD	65	88	1753	06/1993		08/1996
Brake Shoe Set	BB1440A1	Rear Axle	FORD	MONDEO I Turnier (BNP)	1.8 TD	66	90	1753	11/1995		08/1996
Brake Shoe Set	BB1440A1	Rear Axle	FORD	MONDEO I Turnier (BNP)	2.0 i 16V	100	136	1988	04/1993		08/1996
Brake Shoe Set	BB1440A1	Rear Axle	FORD	MONDEO I Turnier (BNP)	2.0 i 16V 4x4	97	132	1988	12/1994		08/1996
Brake Shoe Set	BB1440A1	Rear Axle	FORD	MONDEO I Turnier (BNP)	2.0 i 16V 4x4	100	136	1988	04/1993		08/1996
Brake Shoe Set	BB1440A1	Rear Axle	FORD	MONDEO II (BAP)	1.6 i 16V	70	95	1597	05/1998		09/2000



# Applications

No.: 2018-02

Date 10.04.2018

Description	FTE				KW	HP	CCM			
Brake Shoe Set	BB1447A1	Rear Axle	CITROËN	C-ELYSEE	1.6 VTI 115	85	115	1587	11/2012	
Brake Shoe Set	BB1447A1	Rear Axle	DS	DS 3	1.2 THP 110	81	110	1199	04/2015	Brake System: 8"
Brake Shoe Set	BB1447A1	Rear Axle	DS	DS 3	1.2 THP 130	96	130	1199	09/2015	Brake System: 8"
Brake Shoe Set	BB1447A1	Rear Axle	DS	DS 3	1.2 VTI 82	60	82	1199	04/2015	Brake System: 8"
Brake Shoe Set	BB1447A1	Rear Axle	DS	DS 3	1.6 BlueHDI 100	73	99	1560	04/2015	Brake System: 8"
Brake Shoe Set	BB1447A1	Rear Axle	DS	DS 3	1.6 BlueHDI 75	55	75	1560	07/2015	Brake System: 8"
Brake Shoe Set	BB1447A1	Rear Axle	DS	DS 3 Convertible	1.2 THP 110	81	110	1199	07/2015	Brake System: 8"
Brake Shoe Set	BB1447A1	Rear Axle	DS	DS 3 Convertible	1.2 THP 130	96	130	1199	09/2015	Brake System: 8"
Brake Shoe Set	BB1447A1	Rear Axle	DS	DS 3 Convertible	1.2 VTI 82	60	82	1199	07/2015	Brake System: 8"
Brake Shoe Set	BB1447A1	Rear Axle	DS	DS 3 Convertible	1.6 BlueHDI 100	73	99	1560	07/2015	Brake System: 8"
Brake Shoe Set	BB1447A1	Rear Axle	CITROËN	DS3	1.2 THP 110	81	110	1199	10/2014	03/2015
Brake Shoe Set	BB1447A1	Rear Axle	CITROËN	DS3	1.2 VTI 82	60	82	1199	01/2013	03/2015
Brake Shoe Set	BB1447A1	Rear Axle	CITROËN	DS3	1.4 HDI 70	50	68	1398	04/2010	07/2015
Brake Shoe Set	BB1447A1	Rear Axle	CITROËN	DS3	1.4 VTI 95	70	95	1397	04/2010	07/2015
Brake Shoe Set	BB1447A1	Rear Axle	CITROËN	DS3	1.4 VTI 95 LPG	70	95	1397	08/2012	07/2015
Brake Shoe Set	BB1447A1	Rear Axle	CITROËN	DS3	1.4 VTI 98	72	98	1397	11/2009	07/2015
Brake Shoe Set	BB1447A1	Rear Axle	CITROËN	DS3	1.6 BlueHDI 100	73	99	1560	07/2014	07/2015
Brake Shoe Set	BB1447A1	Rear Axle	CITROËN	DS3	1.6 BlueHDI 75	55	75	1560	03/2015	07/2015
Brake Shoe Set	BB1447A1	Rear Axle	CITROËN	DS3	1.6 HDI 90	68	92	1560	11/2009	07/2015
Brake Shoe Set	BB1447A1	Rear Axle	CITROËN	DS3 Convertible	1.2 THP 110	81	110	1199	10/2014	07/2015
Brake Shoe Set	BB1447A1	Rear Axle	CITROËN	DS3 Convertible	1.2 VTI 82	60	82	1199	01/2013	07/2015
Brake Shoe Set	BB1447A1	Rear Axle	CITROËN	DS3 Convertible	1.6 BlueHDI 100	73	99	1560	07/2014	07/2015
Brake Shoe Set	BB1447A1	Rear Axle	CITROËN	DS3 Convertible	1.6 HDI 90	69	92	1560	01/2013	07/2015
Brake Shoe Set	BB1448A1	Rear Axle	OPEL	ASTRA H (A04)	1.4 (L48)	66	90	1364	03/2004	10/2010
Brake Shoe Set	BB1448A1	Rear Axle	OPEL	ASTRA H (A04)	1.6 (L48)	77	105	1598	03/2004	10/2010
Brake Shoe Set	BB1449A1	Rear Axle	HONDA	JAZZ II (GD , GE3, GE2)	1.2 i-DSI (GD5, GE2)	57	78	1243	03/2002	07/2008
Brake Shoe Set	BB1449A1	Rear Axle	HONDA	JAZZ II (GD , GE3, GE2)	1.3 (GD1)	61	83	1339	03/2002	07/2008
Brake Shoe Set	BB1449A1	Rear Axle	HONDA	JAZZ III (GE , GG , GP )	1.2	66	90	1198	07/2008	
Brake Shoe Set	BB1450A1	Rear Axle	DAIHATSU	CHARADE	1.33 16V	73	99	1329	05/2011	
Brake Shoe Set	BB1450A1	Rear Axle	TOYOTA	YARIS ( P9 )	1.0 VVT-i (KSP90 )	51	69	998	01/2005	11/2011
Brake Shoe Set	BB1450A1	Rear Axle	TOYOTA	YARIS ( P9 )	1.3 VVT-i (SCP90 )	64	87	1298	08/2005	
Brake Shoe Set	BB1450A1	Rear Axle	TOYOTA	YARIS ( P9 )	1.33 VVT-i (NSP90 )	74	100	1329	11/2008	
Brake Shoe Set	BB1450A1	Rear Axle	TOYOTA	YARIS ( P9 )	1.4 D-4D (NLP90 )	66	90	1364	08/2005	
Brake Shoe Set	BB1450A1	Rear Axle	TOYOTA	YARIS ( P9 )	1.8 VVTi (ZSP90 )	98	133	1798	01/2007	
Brake Shoe Set	BB1451A1	Rear Axle	FIAT	500 (312 )	0.9	59	80	875	12/2013	Brake System: APL
Brake Shoe Set	BB1451A1	Rear Axle	FIAT	500 (312 )	0.9	63	86	875	07/2010	Brake System: APL
Brake Shoe Set	BB1451A1	Rear Axle	FIAT	500 (312 )	0.9	44	60	964	12/2013	Brake System: APL
Brake Shoe Set	BB1451A1	Rear Axle	FIAT	500 (312 )	0.9	48	65	964	09/2012	Brake System: APL
Brake Shoe Set	BB1451A1	Rear Axle	FIAT	500 (312 )	1.2	51	69	1242	05/2010	Brake System: APL
Brake Shoe Set	BB1451A1	Rear Axle	FIAT	500 (312 )	1.2 LPG	51	69	1242	12/2010	Brake System: APL
Brake Shoe Set	BB1451A1	Rear Axle	FIAT	500 (312 )	1.3 D Multijet	55	75	1248	05/2010	Brake System: APL
Brake Shoe Set	BB1451A1	Rear Axle	FIAT	500 (312 )	1.3 D Multijet	57	78	1248	06/2016	Brake System: APL
Brake Shoe Set	BB1451A1	Rear Axle	FIAT	500 (312 )	1.3 D Multijet	70	95	1248	05/2010	Brake System: APL
Brake Shoe Set	BB1451A1	Rear Axle	FIAT	500 C (312 )	0.9	44	60	964	12/2013	Brake System: APL
Brake Shoe Set	BB1451A1	Rear Axle	FIAT	500 C (312 )	0.9	48	65	964	09/2012	Brake System: APL
Brake Shoe Set	BB1451A1	Rear Axle	FIAT	500 C (312 )	0.9	59	80	875	12/2013	Brake System: APL
Brake Shoe Set	BB1451A1	Rear Axle	FIAT	500 C (312 )	0.9	63	86	875	05/2010	Brake System: APL
Brake Shoe Set	BB1451A1	Rear Axle	FIAT	500 C (312 )	1.2	51	69	1242	05/2010	Brake System: APL
Brake Shoe Set	BB1451A1	Rear Axle	FIAT	500 C (312 )	1.3 D Multijet	55	75	1248	05/2010	Brake System: APL
Brake Shoe Set	BB1451A1	Rear Axle	FIAT	500 C (312 )	1.3 D Multijet	70	95	1248	05/2010	Brake System: APL
Brake Shoe Set	BB1451A1	Rear Axle	FORD	KA (RU8)	1.2	51	69	1242	05/2010	Brake System: APL
Brake Shoe Set	BB1451A1	Rear Axle	FORD	KA (RU8)	1.3 TDCi	55	75	1248	05/2010	Brake System: APL
Brake Shoe Set	BB1451A1	Rear Axle	FIAT	PANDA (169 )	1.1	40	54	1108	05/2010	Brake System: APL
Brake Shoe Set	BB1451A1	Rear Axle	FIAT	PANDA (169 )	1.2	44	60	1242	05/2010	Brake System: APL
Brake Shoe Set	BB1451A1	Rear Axle	FIAT	PANDA (169 )	1.2	51	69	1242	05/2010	Brake System: APL
Brake Shoe Set	BB1451A1	Rear Axle	FIAT	PANDA (169 )	1.3 D Multijet	51	70	1248	05/2010	Brake System: APL
Brake Shoe Set	BB1451A1	Rear Axle	FIAT	PANDA (169 )	1.3 D Multijet	55	75	1248	05/2010	Brake System: APL
Brake Shoe Set	BB1451A1	Rear Axle	FIAT	PANDA Van (169 )	1.1	40	54	1108	05/2010	Brake System: APL
Brake Shoe Set	BB1451A1	Rear Axle	FIAT	PANDA Van (169 )	1.2	44	60	1242	05/2010	Brake System: APL
Brake Shoe Set	BB1451A1	Rear Axle	FIAT	PANDA Van (169 )	1.2	51	69	1242	09/2010	Brake System: APL
Brake Shoe Set	BB1451A1	Rear Axle	FIAT	PANDA Van (169 )	1.3 D Multijet	51	70	1248	05/2010	Brake System: APL
Brake Shoe Set	BB1451A1	Rear Axle	FIAT	PANDA Van (169 )	1.3 D Multijet	55	75	1248	05/2010	Brake System: APL
Brake Shoe Set	BB1452A1	Rear Axle	MAZDA	3 (BK)	1.6	77	105	1598	10/2003	06/2009
Brake Shoe Set	BB1452A1	Rear Axle	MAZDA	3 Saloon (BK)	1.6	77	105	1598	02/2004	06/2009
Brake Shoe Set	BB1452A1	Rear Axle	FORD	FOCUS C-MAX	1.6	74	100	1596	10/2003	03/2007
Brake Shoe Set	BB1452A1	Rear Axle	FORD	FOCUS C-MAX	1.6 TDCi	66	90	1560	02/2005	03/2007
Brake Shoe Set	BB1452A1	Rear Axle	FORD	FOCUS C-MAX	1.6 TDCi	80	109	1560	10/2003	03/2007
Brake Shoe Set	BB1452A1	Rear Axle	FORD	FOCUS C-MAX	1.6 Ti	85	115	1596	08/2004	03/2007
Brake Shoe Set	BB1452A1	Rear Axle	FORD	FOCUS C-MAX	1.8	88	120	1798	10/2003	03/2007
Brake Shoe Set	BB1452A1	Rear Axle	FORD	FOCUS C-MAX	1.8	90	122	1798	09/2005	03/2007
Brake Shoe Set	BB1452A1	Rear Axle	FORD	FOCUS C-MAX	1.8	92	125	1798	04/2004	03/2007
Brake Shoe Set	BB1452A1	Rear Axle	FORD	FOCUS C-MAX	1.8 Flexifuel	92	125	1798	01/2006	03/2007
Brake Shoe Set	BB1452A1	Rear Axle	FORD	FOCUS C-MAX	1.8 TDCi	85	115	1753	01/2005	03/2007
Brake Shoe Set	BB1452A1	Rear Axle	FORD	FOCUS C-MAX	2.0	107	145	1999	03/2004	03/2007
Brake Shoe Set	BB1452A1	Rear Axle	FORD	FOCUS C-MAX	2.0 TDCi	100	136	1997	10/2003	03/2007
Brake Shoe Set	BB1452A1	Rear Axle	FORD	FOCUS II (DA , HCP)	1.6 TDCi	74	100	1560	07/2004	09/2012
Brake Shoe Set	BB1452A1	Rear Axle	FORD	FOCUS II (DA , HCP)	2.0	107	145	1999	07/2004	09/2012
Brake Shoe Set	BB1452A1	Rear Axle	FORD	FOCUS II (DA , HCP)	2.0 TDCi	81	110	1997	02/2008	07/2011
Brake Shoe Set	BB1452A1	Rear Axle	FORD	FOCUS II (DA , HCP)	2.0 TDCi	98	133	1997	07/2004	01/2008

Description	FTE				KW	HP	CCM			
Brake Shoe Set	BB1452A1	Rear Axle	FORD	FOCUS II (DA , HCP)	2.0 TDCi	100	136	1997	07/2004	09/2012
Brake Shoe Set	BB1452A1	Rear Axle	FORD	FOCUS II Convertible	2.0	107	145	1999	10/2006	09/2010
Brake Shoe Set	BB1452A1	Rear Axle	FORD	FOCUS II Convertible	2.0 TDCi	100	136	1997	10/2006	09/2010
Brake Shoe Set	BB1452A1	Rear Axle	FORD	FOCUS II Saloon (DB )	2.0	107	145	1999	04/2005	07/2011
Brake Shoe Set	BB1452A1	Rear Axle	FORD	FOCUS II Saloon (DB )	2.0 TDCi	81	110	1997	02/2008	07/2011
Brake Shoe Set	BB1452A1	Rear Axle	FORD	FOCUS II Saloon (DB )	2.0 TDCi	100	136	1997	04/2005	09/2012
Brake Shoe Set	BB1452A1	Rear Axle	FORD	FOCUS II Turnier (DA )	1.4	59	80	1388	07/2004	09/2012
Brake Shoe Set	BB1452A1	Rear Axle	FORD	FOCUS II Turnier (DA )	1.6	74	100	1596	07/2004	07/2011
Brake Shoe Set	BB1452A1	Rear Axle	FORD	FOCUS II Turnier (DA )	1.6 TDCi	66	90	1560	07/2004	09/2012
Brake Shoe Set	BB1452A1	Rear Axle	FORD	FOCUS II Turnier (DA )	1.6 TDCi	74	100	1560	07/2004	09/2012
Brake Shoe Set	BB1452A1	Rear Axle	FORD	FOCUS II Turnier (DA )	1.6 TDCi	80	109	1560	07/2004	09/2012
Brake Shoe Set	BB1452A1	Rear Axle	FORD	FOCUS II Turnier (DA )	1.6 Ti	85	115	1596	07/2004	09/2012
Brake Shoe Set	BB1452A1	Rear Axle	FORD	FOCUS II Turnier (DA )	2.0	107	145	1999	07/2004	09/2012
Brake Shoe Set	BB1452A1	Rear Axle	FORD	FOCUS II Turnier (DA )	2.0 TDCi	81	110	1997	02/2008	07/2011
Brake Shoe Set	BB1452A1	Rear Axle	FORD	FOCUS II Turnier (DA )	2.0 TDCi	98	133	1997	07/2004	01/2008
Brake Shoe Set	BB1452A1	Rear Axle	FORD	FOCUS II Turnier (DA )	2.0 TDCi	100	136	1997	07/2004	09/2012
Brake Shoe Set	BB1452A1	Rear Axle	FORD	FOCUS III	2.0 TDCi	100	136	1997	07/2010	
Brake Shoe Set	BB1453A1	Rear Axle	ISUZU	D-MAX I (TFR, TFS)	3.0 DTD 4x4 (TFS85 )	96	131	2999	05/2002	06/2012
Brake Shoe Set	BB1454A1	Rear Axle	TOYOTA	HIACE IV Box (LXH1 , RZH1 )	2.5 D-4D (KLH12 , KLH22 )	86	117	2494	09/2006	
Brake Shoe Set	BB1454A1	Rear Axle	TOYOTA	HIACE IV Box (LXH1 , RZH1 )	2.5 D-4D 4WD (KLH28 )	86	117	2494	09/2006	
Brake Shoe Set	BB1454A1	Rear Axle	TOYOTA	HIACE IV Bus ( H1 , H2 )	2.5 D-4D (KLH12 , KLH22 )	86	117	2494	08/2006	
Brake Shoe Set	BB1454A1	Rear Axle	TOYOTA	HIACE IV Bus ( H1 , H2 )	2.5 D-4D 4WD (KLH12 , KLH11)	86	117	2494	01/2005	
Brake Shoe Set	BB1454A1	Rear Axle	TOYOTA	HIACE IV Bus ( H1 , H2 )	2.5 D-4D 4WD (KLH12 , KLH21)	75	102	2494	08/2001	07/2006
Brake Shoe Set	BB1455A1	Rear Axle	NISSAN	PICK UP (D21)	2.4 4WD	74	101	2389	11/1988	04/1992
Brake Shoe Set	BB1455A1	Rear Axle	NISSAN	PICK UP (D21)	2.5 D 4WD	55	75	2494	03/1986	08/1991
Brake Shoe Set	BB1455A1	Rear Axle	NISSAN	PICK UP (D21)	2.5 D 4WD	59	80	2494	10/1988	04/1992
Brake Shoe Set	BB1455A1	Rear Axle	NISSAN	PICK UP (D21)	2.5 D 4WD	61	83	2494	03/1996	02/1998
Brake Shoe Set	BB1455A1	Rear Axle	NISSAN	PICK UP (D22)	2.4 i	88	120	2389	02/1998	11/2001
Brake Shoe Set	BB1455A1	Rear Axle	NISSAN	PICK UP (D22)	2.4 i 4WD	88	120	2389	02/1998	11/2001
Brake Shoe Set	BB1455A1	Rear Axle	NISSAN	PICK UP (D22)	2.5 D	61	83	2494	02/1998	04/2005
Brake Shoe Set	BB1455A1	Rear Axle	NISSAN	PICK UP (D22)	2.5 D 4WD	61	83	2494	02/1998	04/2005
Brake Shoe Set	BB1455A1	Rear Axle	NISSAN	PICK UP (D22)	2.5 TD 4WD	76	103	2494	05/1998	11/2001
Brake Shoe Set	BB1455A1	Rear Axle	INFINITI	QX4	3.3	125	170	3275	01/1997	
Brake Shoe Set	BB1456A1	Rear Axle	MITSUBISHI	L 200 / TRITON (KA T, KB T)	2.5 DI-D (KA4T)	123	167	2477	08/2007	12/2015
Brake Shoe Set	BB1456A1	Rear Axle	MITSUBISHI	L 200 / TRITON (KA T, KB T)	2.5 DI-D 4WD (KB4T)	100	136	2477	11/2005	12/2015
Brake Shoe Set	BB1456A1	Rear Axle	MITSUBISHI	L 200 / TRITON (KA T, KB T)	2.5 DI-D 4WD (KB4T)	123	167	2477	10/2007	12/2015
Brake Shoe Set	BB1457A1	Rear Axle	TOYOTA	CARINA E ( T19 )	1.6 16V (AT190 )	78	106	1587	10/1995	09/1997
Brake Shoe Set	BB1457A1	Rear Axle	TOYOTA	CARINA E ( T19 )	1.6 GLI (AT190 )	79	107	1587	12/1994	09/1997
Brake Shoe Set	BB1457A1	Rear Axle	TOYOTA	CARINA E ( T19 )	1.8 (AT191)	79	107	1762	01/1995	09/1997
Brake Shoe Set	BB1457A1	Rear Axle	TOYOTA	CARINA E ( T19 )	2.0 D (CT190)	54	73	1975	12/1994	01/1996
Brake Shoe Set	BB1457A1	Rear Axle	TOYOTA	CARINA E ( T19 )	2.0 GLI (ST191)	98	133	1998	12/1994	09/1997
Brake Shoe Set	BB1457A1	Rear Axle	TOYOTA	CARINA E Saloon ( T19 )	1.6 (AT190)	78	106	1587	10/1995	09/1997
Brake Shoe Set	BB1457A1	Rear Axle	TOYOTA	CARINA E Saloon ( T19 )	1.6 (AT190)	79	107	1587	12/1994	09/1997
Brake Shoe Set	BB1457A1	Rear Axle	TOYOTA	CARINA E Saloon ( T19 )	1.8 i 16V (AT191)	79	107	1762	01/1995	09/1997
Brake Shoe Set	BB1457A1	Rear Axle	TOYOTA	CARINA E Saloon ( T19 )	2.0 (ST191)	98	133	1998	12/1994	09/1997
Brake Shoe Set	BB1457A1	Rear Axle	TOYOTA	CARINA E Saloon ( T19 )	2.0 D (CT190)	54	73	1975	12/1994	01/1996
Brake Shoe Set	BB1457A1	Rear Axle	TOYOTA	CARINA E Saloon ( T19 )	2.0 TD (CT190 )	61	83	1975	01/1996	09/1997
Brake Shoe Set	BB1457A1	Rear Axle	TOYOTA	CARINA E Sportswagon ( T19 )	1.6 GLI (AT190 )	79	107	1587	12/1994	09/1997
Brake Shoe Set	BB1457A1	Rear Axle	TOYOTA	CARINA E Sportswagon ( T19 )	1.8 i (AT191 )	79	107	1762	02/1995	09/1997
Brake Shoe Set	BB1457A1	Rear Axle	TOYOTA	CARINA E Sportswagon ( T19 )	2.0 D (CT190 )	54	73	1975	12/1994	01/1996
Brake Shoe Set	BB1457A1	Rear Axle	TOYOTA	CARINA E Sportswagon ( T19 )	2.0 GLI (ST191 )	98	133	1998	12/1994	09/1997
Brake Shoe Set	BB1457A1	Rear Axle	TOYOTA	COROLLA ( E11 )	1.6	81	110	1587	04/1997	02/2000
Brake Shoe Set	BB1458A1	Rear Axle	NISSAN	NP300 NAVARA (D40)	2.5 dCi	106	144	2488	07/2005	
Brake Shoe Set	BB1458A1	Rear Axle	NISSAN	NP300 NAVARA (D40)	2.5 dCi	120	163	2488	10/2006	
Brake Shoe Set	BB1458A1	Rear Axle	NISSAN	NP300 NAVARA (D40)	2.5 dCi 4WD	106	144	2488	10/2008	
Brake Shoe Set	BB1458A1	Rear Axle	NISSAN	NP300 NAVARA (D40)	2.5 dCi 4WD	128	174	2488	07/2005	
Brake Shoe Set	BB1458A1	Rear Axle	NISSAN	NP300 NAVARA (D40)	2.5 dCi 4WD (D40TT, D40T, D4140)	140	190	2488	12/2009	
Brake Shoe Set	BB1458A1	Rear Axle	NISSAN	NP300 NAVARA Platform/Chassis	2.5 dCi 4WD	106	144	2488	08/2008	
Brake Shoe Set	BB1458A1	Rear Axle	FORD	RANGER (TKE)	2.2 TDCi	88	120	2198	04/2011	
Brake Shoe Set	BB1458A1	Rear Axle	FORD	RANGER (TKE)	2.2 TDCi	92	125	2198	04/2011	
Brake Shoe Set	BB1458A1	Rear Axle	FORD	RANGER (TKE)	2.2 TDCi	96	131	2198	05/2015	
Brake Shoe Set	BB1458A1	Rear Axle	FORD	RANGER (TKE)	2.2 TDCi	118	160	2198	05/2015	
Brake Shoe Set	BB1458A1	Rear Axle	FORD	RANGER (TKE)	2.2 TDCi 4x4	92	125	2198	04/2011	
Brake Shoe Set	BB1458A1	Rear Axle	FORD	RANGER (TKE)	2.2 TDCi 4x4	96	131	2198	05/2015	
Brake Shoe Set	BB1458A1	Rear Axle	FORD	RANGER (TKE)	2.2 TDCi 4x4	118	160	2198	05/2015	
Brake Shoe Set	BB1458A1	Rear Axle	FORD	RANGER (TKE)	3.2 TDCi 4x4	147	200	3198	04/2011	
Brake Shoe Set	BB1459A1	Rear Axle	VW	AMAROK (2HA, 2HB, S1B, S6B)	2.0 BITDI	120	163	1968	09/2010	
Brake Shoe Set	BB1459A1	Rear Axle	VW	AMAROK (2HA, 2HB, S1B, S6B)	2.0 BITDI	132	180	1968	11/2011	
Brake Shoe Set	BB1459A1	Rear Axle	VW	AMAROK (2HA, 2HB, S1B, S6B)	2.0 BITDI 4motion	120	163	1968	09/2010	
Brake Shoe Set	BB1459A1	Rear Axle	VW	AMAROK (2HA, 2HB, S1B, S6B)	2.0 BITDI 4motion	132	180	1968	11/2011	
Brake Shoe Set	BB1459A1	Rear Axle	VW	AMAROK (2HA, 2HB, S1B, S6B)	2.0 TDI	99	122	1968	09/2010	
Brake Shoe Set	BB1459A1	Rear Axle	VW	AMAROK (2HA, 2HD, S1B, S6B)	2.0 TDI	103	140	1968	07/2012	
Brake Shoe Set	BB1459A1	Rear Axle	VW	AMAROK (2HA, 2HB, S1B, S6B)	2.0 TDI 4motion	90	122	1968	09/2010	
Brake Shoe Set	BB1459A1	Rear Axle	VW	AMAROK (2HA, 2HB, S1B, S6B)	2.0 TDI 4motion	103	140	1968	06/2012	
Brake Shoe Set	BB1460A1	Rear Axle	SUZUKI	GRAND VITARA II (JT, TE, TD)	1.6 All-wheel Drive (JB416)	78	106	1586	04/2005	
Brake Shoe Set	BB1460A1	Rear Axle	SUZUKI	GRAND VITARA II (JT, TE, TD)	1.9 DDIS All-wheel Drive (JT4195)	129	1870	10/2005	02/2015	
Brake Shoe Set	BB1460A1	Rear Axle	SUZUKI	GRAND VITARA II (JT, TE, TD)	2.0 All-wheel Drive (TD54, JB41103)	140	1995	10/2005	02/2015	
Brake Shoe Set	BB1461A1	Rear Axle	AUDI	A2 (820)	1.2 TDI	45	61	1191	03/2001	08/2005
Brake Shoe Set	BB1461A1	Rear Axle	AUDI	A2 (820)	1.4	55	75	1390	02/2000	08/2005

Vehicle Equipment: for vehicles with double-cab

Braking / Drive Dynamics: for vehicles without ABS

Braking / Drive Dynamics: for vehicles without ABS

# Applications

No.: 2018-02

Date 10.04.2018

Description	FTE				KW	HP	CCM				
Brake Shoe Set	BB1461A1	Rear Axle	AUDI	A2 (8Z0)	1.4 TDI	55	75	1422	02/2000	08/2005	Braking / Drive Dynamics: for vehicles without ABS
Brake Shoe Set	BB1461A1	Rear Axle	AUDI	A2 (8Z0)	1.4 TDI	66	90	1422	11/2003	08/2005	Braking / Drive Dynamics: for vehicles without ABS
Brake Shoe Set	BB1461A1	Rear Axle	AUDI	A2 (8Z0)	1.6 FSI	81	110	1598	05/2002	08/2005	Braking / Drive Dynamics: for vehicles without ABS
Brake Shoe Set	BB1461A1	Rear Axle	VW	LUPU (6X1, 6E1)	1.2 TDI 3L	45	61	1191	07/1999	07/2005	Braking / Drive Dynamics: for vehicles without ABS
Brake Shoe Set	BB1462A1	Rear Axle	PEUGEOT	BIPPER (AA )	1.4	54	73	1360	02/2008		
Brake Shoe Set	BB1462A1	Rear Axle	PEUGEOT	BIPPER (AA )	1.4 HDI	50	68	1398	02/2008		
Brake Shoe Set	BB1462A1	Rear Axle	FIAT	FIORINO Box Body / Estate (221 )	1.3 D Multijet	55	75	1248	11/2007		
Brake Shoe Set	BB1462A1	Rear Axle	FIAT	FIORINO Box Body / Estate (221 )	1.3 D Multijet	59	80	1248	03/2015		
Brake Shoe Set	BB1462A1	Rear Axle	FIAT	FIORINO Box Body / Estate (221 )	1.3 D Multijet	70	95	1248	07/2009		
Brake Shoe Set	BB1462A1	Rear Axle	FIAT	FIORINO Box Body / Estate (221 )	1.4	54	73	1360	11/2007		
Brake Shoe Set	BB1462A1	Rear Axle	FIAT	FIORINO Box Body / Estate (221 )	1.4	57	78	1368	10/2009		
Brake Shoe Set	BB1462A1	Rear Axle	FIAT	FIORINO Box Body / Estate (221 )	1.4 Natural Power	57	78	1368	06/2008		
Brake Shoe Set	BB1462A1	Rear Axle	CITROËN	NEMO Box (AA )	1.3 HDi 75	55	75	1248	10/2010		
Brake Shoe Set	BB1462A1	Rear Axle	CITROËN	NEMO Box (AA )	1.4	54	73	1360	02/2008		
Brake Shoe Set	BB1462A1	Rear Axle	CITROËN	NEMO Box (AA )	1.4 HDi	50	68	1398	02/2008		
Brake Shoe Set	BB1462A1	Rear Axle	CITROËN	NEMO Estate	1.3 HDi 75	55	75	1248	10/2010		
Brake Shoe Set	BB1462A1	Rear Axle	CITROËN	NEMO Estate	1.4	54	73	1360	04/2009		
Brake Shoe Set	BB1462A1	Rear Axle	CITROËN	NEMO Estate	1.4 HDi	50	68	1399	04/2009		
Brake Shoe Set	BB1462A1	Rear Axle	FIAT	QUBO (225 )	1.3 D Multijet	55	75	1248	02/2008		
Brake Shoe Set	BB1462A1	Rear Axle	FIAT	QUBO (225 )	1.3 D Multijet	59	80	1248	03/2015		
Brake Shoe Set	BB1462A1	Rear Axle	FIAT	QUBO (225 )	1.3 D Multijet	70	95	1248	07/2010		
Brake Shoe Set	BB1462A1	Rear Axle	FIAT	QUBO (225 )	1.4	54	73	1360	02/2008		
Brake Shoe Set	BB1462A1	Rear Axle	FIAT	QUBO (225 )	1.4	57	78	1368	10/2009		Brake System: AP
Brake Shoe Set	BB1463A1	Rear Axle	PEUGEOT	207 (WA , WC )	1.4	53	72	1360	02/2006		
Brake Shoe Set	BB1463A1	Rear Axle	PEUGEOT	207 (WA , WC )	1.4 16V	65	88	1360	02/2006		
Brake Shoe Set	BB1463A1	Rear Axle	PEUGEOT	207 (WA , WC )	1.4 16V	70	95	1397	06/2007		
Brake Shoe Set	BB1463A1	Rear Axle	PEUGEOT	207 (WA , WC )	1.4 16V	72	98	1397	10/2009		
Brake Shoe Set	BB1463A1	Rear Axle	PEUGEOT	207 (WA , WC )	1.4 HDi	50	68	1398	02/2006		
Brake Shoe Set	BB1463A1	Rear Axle	PEUGEOT	207 SW (WK )	1.4	54	73	1360	06/2007		
Brake Shoe Set	BB1463A1	Rear Axle	PEUGEOT	207 SW (WK )	1.4 16V	70	95	1397	06/2007		
Brake Shoe Set	BB1463A1	Rear Axle	PEUGEOT	207 SW (WK )	1.4 16V	72	98	1397	11/2009		
Brake Shoe Set	BB1463A1	Rear Axle	PEUGEOT	208	1.0	50	68	999	03/2012		Brake System: 9"
Brake Shoe Set	BB1463A1	Rear Axle	PEUGEOT	208	1.2	50	68	1199	08/2016		Brake System: 9"
Brake Shoe Set	BB1463A1	Rear Axle	PEUGEOT	208	1.2	60	82	1199	03/2012		Brake System: 9"
Brake Shoe Set	BB1463A1	Rear Axle	PEUGEOT	208	1.2 GPL	60	82	1199	06/2015		Brake System: 9"
Brake Shoe Set	BB1463A1	Rear Axle	PEUGEOT	208	1.4 GPL	70	95	1397	10/2013		Brake System: 9"
Brake Shoe Set	BB1463A1	Rear Axle	PEUGEOT	208	1.4 HDi	50	68	1398	03/2012		Brake System: 9"
Brake Shoe Set	BB1463A1	Rear Axle	PEUGEOT	208	1.4 VTI	70	95	1397	03/2012		Brake System: 9"
Brake Shoe Set	BB1463A1	Rear Axle	PEUGEOT	208	1.6 HDi / BlueHDI 75	55	75	1560	01/2013		Brake System: 9"
Brake Shoe Set	BB1463A1	Rear Axle	PEUGEOT	208 Box	1.4 HDi	50	68	1398	10/2012		Brake System: 9"
Brake Shoe Set	BB1463A1	Rear Axle	PEUGEOT	208 Box	1.6 BlueHDI 75	55	75	1560	04/2015		Brake System: 9"
Brake Shoe Set	BB1463A1	Rear Axle	PEUGEOT	301	1.2 VTI 72	53	72	1199	01/2017		Org. No. from: 14693
Brake Shoe Set	BB1463A1	Rear Axle	PEUGEOT	301	1.2 VTI 82	60	82	1199	01/2017		Org. No. from: 14693
Brake Shoe Set	BB1463A1	Rear Axle	PEUGEOT	301	1.6 BlueHDI 100	73	99	1560	01/2017		Org. No. from: 14693
Brake Shoe Set	BB1463A1	Rear Axle	PEUGEOT	301	1.6 HDi 90	68	92	1560	01/2017		Org. No. from: 14693
Brake Shoe Set	BB1463A1	Rear Axle	PEUGEOT	301	1.6 HDi 90	69	94	1560	01/2017		Org. No. from: 14693
Brake Shoe Set	BB1463A1	Rear Axle	PEUGEOT	301	1.6 VTI 115	85	115	1587	01/2017		Org. No. from: 14693
Brake Shoe Set	BB1463A1	Rear Axle	PEUGEOT	301	1.6 VTI 115	86	117	1587	01/2017		Org. No. from: 14693
Brake Shoe Set	BB1463A1	Rear Axle	CITROËN	C3 II	1.0 VTI 68	50	68	999	08/2012		Brake System: 9"
Brake Shoe Set	BB1463A1	Rear Axle	CITROËN	C3 II	1.1	44	60	1124	11/2009		Brake System: 9"
Brake Shoe Set	BB1463A1	Rear Axle	CITROËN	C3 II	1.1 BiFuel	44	60	1124	11/2010		Brake System: 9"
Brake Shoe Set	BB1463A1	Rear Axle	CITROËN	C3 II	1.2 VTI 82	60	82	1199	06/2012		Brake System: 9"
Brake Shoe Set	BB1463A1	Rear Axle	CITROËN	C3 II	1.4	54	73	1360	11/2009		Brake System: 9"
Brake Shoe Set	BB1463A1	Rear Axle	CITROËN	C3 II	1.4 HDi 70	50	68	1398	11/2009		Brake System: 9"
Brake Shoe Set	BB1463A1	Rear Axle	CITROËN	C3 II	1.4 LPG	54	73	1360	07/2010		Brake System: 9"
Brake Shoe Set	BB1463A1	Rear Axle	CITROËN	C3 II	1.4 LPG	70	95	1397	06/2013		Brake System: 9"
Brake Shoe Set	BB1463A1	Rear Axle	CITROËN	C3 II	1.4 VTI	72	98	1397	11/2009		Brake System: 9"
Brake Shoe Set	BB1463A1	Rear Axle	CITROËN	C3 II	1.4 VTI 95	70	95	1397	11/2009		Brake System: 9"
Brake Shoe Set	BB1463A1	Rear Axle	CITROËN	C3 II	1.6 BlueHDI 100	73	99	1560	07/2014		Brake System: 9"
Brake Shoe Set	BB1463A1	Rear Axle	CITROËN	C3 II	1.6 BlueHDI 75	55	75	1560	04/2015		Brake System: 9"
Brake Shoe Set	BB1463A1	Rear Axle	CITROËN	C3 II	1.6 HDi	68	92	1560	11/2009		Brake System: 9"
Brake Shoe Set	BB1463A1	Rear Axle	CITROËN	C3 II	1.6 HDi 90	66	90	1560	11/2009		Brake System: 9"
Brake Shoe Set	BB1463A1	Rear Axle	CITROËN	C3 III (SX)	1.2 VTI 68	50	68	1199	07/2016		Brake System: 9"
Brake Shoe Set	BB1463A1	Rear Axle	CITROËN	C3 III (SX)	1.2 VTI 82	60	82	1199	07/2016		Brake System: 9"
Brake Shoe Set	BB1463A1	Rear Axle	CITROËN	C3 III (SX)	1.6 BlueHDI 100	73	99	1560	07/2016		Brake System: 9"
Brake Shoe Set	BB1463A1	Rear Axle	CITROËN	C3 III (SX)	1.6 BlueHDI 75	55	75	1560	07/2016		Brake System: 9"
Brake Shoe Set	BB1463A1	Rear Axle	CITROËN	C-ELYSEE	1.2 VTI 72	53	72	1199	01/2017		Org. No. from: 14693
Brake Shoe Set	BB1463A1	Rear Axle	CITROËN	C-ELYSEE	1.2 VTI 82	60	82	1199	01/2017		Org. No. from: 14693
Brake Shoe Set	BB1463A1	Rear Axle	CITROËN	C-ELYSEE	1.6 BlueHDI 100	73	99	1560	01/2017		Org. No. from: 14693
Brake Shoe Set	BB1463A1	Rear Axle	CITROËN	C-ELYSEE	1.6 HDi 92	68	92	1560	01/2017		Org. No. from: 14693
Brake Shoe Set	BB1463A1	Rear Axle	CITROËN	C-ELYSEE	1.6 VTI 115	85	115	1587	01/2017		Org. No. from: 14693
Brake Shoe Set	BB1463A1	Rear Axle	DS	DS 3	1.2 THP 110	81	110	1199	04/2015		Brake System: 9"
Brake Shoe Set	BB1463A1	Rear Axle	DS	DS 3	1.2 THP 130	96	130	1199	09/2015		Brake System: 9"
Brake Shoe Set	BB1463A1	Rear Axle	DS	DS 3	1.2 VTI 82	60	82	1199	04/2015		Brake System: 9"
Brake Shoe Set	BB1463A1	Rear Axle	DS	DS 3	1.6 BlueHDI 100	73	99	1560	04/2015		Brake System: 9"
Brake Shoe Set	BB1463A1	Rear Axle	DS	DS 3	1.6 BlueHDI 75	55	75	1560	07/2015		Brake System: 9"
Brake Shoe Set	BB1463A1	Rear Axle	DS	DS 3 Convertible	1.2 THP 110	81	110	1199	07/2015		Brake System: 9"
Brake Shoe Set	BB1463A1	Rear Axle	DS	DS 3 Convertible	1.2 THP 130	96	130	1199	09/2015		Brake System: 9"
Brake Shoe Set	BB1463A1	Rear Axle	DS	DS 3 Convertible	1.2 VTI 82	60	82	1199	07/2015		Brake System: 9"



Description	FTE				KW	HP	CCM				
Brake Shoe Set	BB1463A1	Rear Axle	DS	DS 3 Convertible	1.6 BlueHDI 100	73	99	1560	07/2015	Brake System: 9"	
Brake Shoe Set	BB1463A1	Rear Axle	CITROËN	DS3	1.2 THP 110	81	110	1199	10/2014	03/2015	Brake System: 9"
Brake Shoe Set	BB1463A1	Rear Axle	CITROËN	DS3	1.2 VTI 82	60	82	1199	01/2013	03/2015	Brake System: 9"
Brake Shoe Set	BB1463A1	Rear Axle	CITROËN	DS3	1.4 HDI 70	50	68	1398	04/2010	07/2015	Brake System: 9"
Brake Shoe Set	BB1463A1	Rear Axle	CITROËN	DS3	1.4 VTI 95	70	95	1397	04/2010	07/2015	Brake System: 9"
Brake Shoe Set	BB1463A1	Rear Axle	CITROËN	DS3	1.4 VTI 95 LPG	70	95	1397	08/2012	07/2015	Brake System: 9"
Brake Shoe Set	BB1463A1	Rear Axle	CITROËN	DS3	1.4 VTI 98	72	98	1397	11/2009	07/2015	Brake System: 9"
Brake Shoe Set	BB1463A1	Rear Axle	CITROËN	DS3	1.6 BlueHDI 100	73	99	1560	07/2014	07/2015	Brake System: 9"
Brake Shoe Set	BB1463A1	Rear Axle	CITROËN	DS3	1.6 BlueHDI 75	55	75	1560	03/2015	07/2015	Brake System: 9"
Brake Shoe Set	BB1463A1	Rear Axle	CITROËN	DS3	1.6 HDI 90	68	92	1560	11/2009	07/2015	Brake System: 9"
Brake Shoe Set	BB1463A1	Rear Axle	CITROËN	DS3 Convertible	1.2 THP 110	81	110	1199	10/2014	07/2015	Brake System: 9"
Brake Shoe Set	BB1463A1	Rear Axle	CITROËN	DS3 Convertible	1.2 VTI 82	60	82	1199	01/2013	07/2015	Brake System: 9"
Brake Shoe Set	BB1463A1	Rear Axle	CITROËN	DS3 Convertible	1.6 BlueHDI 100	73	99	1560	07/2014	07/2015	Brake System: 9"
Brake Shoe Set	BB1463A1	Rear Axle	CITROËN	DS3 Convertible	1.6 HDI 90	69	92	1560	01/2013	07/2015	Brake System: 9"
Brake Disc	BS7797LS	Rear Axle	MERCEDES-BENZ	CITAN Box (415)	108 CDI (415.601, 415.603)	55	75	1461	11/2012		
Brake Disc	BS7797LS	Rear Axle	MERCEDES-BENZ	CITAN Box (415)	109 CDI (415.601, 415.603, 415.605)	66	90	1461	11/2012		
Brake Disc	BS7797LS	Rear Axle	MERCEDES-BENZ	CITAN Box (415)	111 CDI (415.603, 415.605)	81	110	1461	06/2013		
Brake Disc	BS7797LS	Rear Axle	MERCEDES-BENZ	CITAN Box (415)	112 (415.603)	84	114	1197	06/2013		
Brake Disc	BS7797LS	Rear Axle	MERCEDES-BENZ	CITAN Combi (415)	108 CDI (415.703)	55	75	1461	11/2012		
Brake Disc	BS7797LS	Rear Axle	MERCEDES-BENZ	CITAN Combi (415)	109 CDI (415.703)	66	90	1461	11/2012		
Brake Disc	BS7797LS	Rear Axle	MERCEDES-BENZ	CITAN Combi (415)	111 CDI (415.703)	81	110	1461	06/2013		
Brake Disc	BS7797LS	Rear Axle	MERCEDES-BENZ	CITAN Combi (415)	112 (415.703)	84	114	1197	06/2013		
Brake Disc	BS7797LS	Rear Axle	MERCEDES-BENZ	CITAN Mixto (415)	109 CDI	66	90	1461	11/2012		
Brake Disc	BS7797LS	Rear Axle	MERCEDES-BENZ	CITAN Mixto (415)	111 CDI (415.601, 415.603, 415.605)	81	110	1461	06/2013		
Brake Disc	BS7797LS	Rear Axle	RENAULT	KANGOO / GRAND KANGOO	1.2 Tce 115	84	115	1197	07/2013	08/2016	Rim Size: 15 Inch
Brake Disc	BS7797LS	Rear Axle	RENAULT	KANGOO / GRAND KANGOO	1.5 dCi	55	75	1461	11/2012	08/2016	Rim Size: 15 Inch
Brake Disc	BS7797LS	Rear Axle	RENAULT	KANGOO / GRAND KANGOO	1.5 dCi	66	90	1461	11/2012	08/2016	Rim Size: 15 Inch
Brake Disc	BS7797LS	Rear Axle	RENAULT	KANGOO / GRAND KANGOO	1.5 dCi	78	106	1461	10/2011	08/2016	Rim Size: 15 Inch
Brake Disc	BS7797LS	Rear Axle	RENAULT	KANGOO / GRAND KANGOO	1.5 dCi (KW0A)	50	68	1461	10/2011	08/2016	Rim Size: 15 Inch
Brake Disc	BS7797LS	Rear Axle	RENAULT	KANGOO / GRAND KANGOO	1.5 dCi (KW0B)	63	86	1461	10/2011	08/2016	Rim Size: 15 Inch
Brake Disc	BS7797LS	Rear Axle	RENAULT	KANGOO / GRAND KANGOO	1.5 dCi (KW0F)	76	103	1461	10/2011	08/2016	Rim Size: 15 Inch
Brake Disc	BS7797LS	Rear Axle	RENAULT	KANGOO / GRAND KANGOO	1.5 dCi 110	80	110	1461	10/2011	08/2016	Rim Size: 15 Inch
Brake Disc	BS7797LS	Rear Axle	RENAULT	KANGOO / GRAND KANGOO	1.5 dCi 110	81	110	1461	03/2013	08/2016	Rim Size: 15 Inch
Brake Disc	BS7797LS	Rear Axle	RENAULT	KANGOO / GRAND KANGOO	1.6 (KW00, KW0Y)	64	87	1598	10/2011	08/2016	Rim Size: 15 Inch
Brake Disc	BS7797LS	Rear Axle	RENAULT	KANGOO / GRAND KANGOO	1.6 16V (KW0D)	78	106	1598	10/2011	08/2016	Rim Size: 15 Inch
Brake Disc	BS7797LS	Rear Axle	RENAULT	KANGOO / GRAND KANGOO	1.6 16V Hi-Flex	78	106	1598	10/2011	08/2016	Rim Size: 15 Inch
Brake Disc	BS7797LS	Rear Axle	RENAULT	KANGOO / GRAND KANGOO	1.6 Z.E.	44	60	0	10/2011	08/2016	Rim Size: 15 Inch
Brake Disc	BS7797LS	Rear Axle	RENAULT	KANGOO BE BOP (KW01 )	1.5 dCi	80	110	1461	10/2011	08/2016	Rim Size: 15 Inch
Brake Disc	BS7797LS	Rear Axle	RENAULT	KANGOO BE BOP (KW01 )	1.5 dCi (KW0F)	76	103	1461	10/2011	08/2016	Rim Size: 15 Inch
Brake Disc	BS7797LS	Rear Axle	RENAULT	KANGOO BE BOP (KW01 )	1.5 dCi (KW0G)	66	90	1461	10/2011	08/2016	Rim Size: 15 Inch
Brake Disc	BS7797LS	Rear Axle	RENAULT	KANGOO BE BOP (KW01 )	1.5 dCi 75	55	75	1461	10/2011	08/2016	Rim Size: 15 Inch
Brake Disc	BS7797LS	Rear Axle	RENAULT	KANGOO BE BOP (KW01 )	1.6 (KW0D)	78	106	1598	10/2011	08/2016	Rim Size: 15 Inch
Brake Disc	BS7797LS	Rear Axle	RENAULT	KANGOO Express (FW01 )	1.2 Tce 115	84	115	1197	07/2013	08/2016	Rim Size: 15 Inch
Brake Disc	BS7797LS	Rear Axle	RENAULT	KANGOO Express (FW01 )	1.5 dCi	50	68	1461	10/2011	08/2016	Rim Size: 15 Inch
Brake Disc	BS7797LS	Rear Axle	RENAULT	KANGOO Express (FW01 )	1.5 dCi (FW0F)	76	103	1461	10/2011	08/2016	Rim Size: 15 Inch
Brake Disc	BS7797LS	Rear Axle	RENAULT	KANGOO Express (FW01 )	1.5 dCi 110	80	110	1461	10/2011	08/2016	Rim Size: 15 Inch
Brake Disc	BS7797LS	Rear Axle	RENAULT	KANGOO Express (FW01 )	1.5 dCi 110	81	110	1461	09/2013	08/2016	Rim Size: 15 Inch
Brake Disc	BS7797LS	Rear Axle	RENAULT	KANGOO Express (FW01 )	1.5 dCi 75	55	75	1461	10/2011	08/2016	Rim Size: 15 Inch
Brake Disc	BS7797LS	Rear Axle	RENAULT	KANGOO Express (FW01 )	1.5 dCi 85 (FW0A, FW0B)	63	86	1461	10/2011	08/2016	Rim Size: 15 Inch
Brake Disc	BS7797LS	Rear Axle	RENAULT	KANGOO Express (FW01 )	1.5 dCi 90 (FW0G)	66	90	1461	10/2011	08/2016	Rim Size: 15 Inch
Brake Disc	BS7797LS	Rear Axle	RENAULT	KANGOO Express (FW01 )	1.6	64	87	1598	10/2011	08/2016	Rim Size: 15 Inch
Brake Disc	BS7797LS	Rear Axle	RENAULT	KANGOO Express (FW01 )	1.6 16V	78	106	1598	10/2011	08/2016	Rim Size: 15 Inch
Brake Disc	BS7797LS	Rear Axle	RENAULT	KANGOO Express (FW01 )	1.6 16V LPG	72	98	1598	10/2011	08/2016	Rim Size: 15 Inch
Brake Disc	BS7797LS	Rear Axle	RENAULT	KANGOO Express (FW01 )	Z.E.	44	60	0	10/2011	08/2016	Rim Size: 15 Inch
Cable, parking brake	FBS03042	Left Rear	MINI	MINI COUNTRYMAN (R60)	Cooper	85	115	1598	01/2010	10/2016	
Cable, parking brake	FBS03042	Left Rear	MINI	MINI COUNTRYMAN (R60)	Cooper	88	120	1598	01/2010	10/2016	
Cable, parking brake	FBS03042	Left Rear	MINI	MINI COUNTRYMAN (R60)	Cooper	90	122	1598	01/2010	10/2016	
Cable, parking brake	FBS03042	Left Rear	MINI	MINI COUNTRYMAN (R60)	Cooper ALL4	90	122	1598	11/2012	09/2016	
Cable, parking brake	FBS03042	Left Rear	MINI	MINI COUNTRYMAN (R60)	Cooper ALL4	90	122	1598	11/2012	10/2016	
Cable, parking brake	FBS03042	Left Rear	MINI	MINI COUNTRYMAN (R60)	Cooper D	82	112	1598	01/2010	10/2016	
Cable, parking brake	FBS03042	Left Rear	MINI	MINI COUNTRYMAN (R60)	Cooper D	82	112	1995	01/2010	10/2016	
Cable, parking brake	FBS03042	Left Rear	MINI	MINI COUNTRYMAN (R60)	Cooper D ALL4	82	112	1598	01/2010	09/2016	
Cable, parking brake	FBS03042	Left Rear	MINI	MINI COUNTRYMAN (R60)	Cooper D ALL4	82	112	1995	07/2010	09/2016	
Cable, parking brake	FBS03042	Left Rear	MINI	MINI COUNTRYMAN (R60)	Cooper S	135	184	1598	01/2010	10/2016	
Cable, parking brake	FBS03042	Left Rear	MINI	MINI COUNTRYMAN (R60)	Cooper S	140	190	1598	01/2010	10/2016	
Cable, parking brake	FBS03042	Left Rear	MINI	MINI COUNTRYMAN (R60)	Cooper S	147	200	1598	01/2010	10/2016	
Cable, parking brake	FBS03042	Left Rear	MINI	MINI COUNTRYMAN (R60)	Cooper S ALL4	120	163	1598	01/2010	10/2016	
Cable, parking brake	FBS03042	Left Rear	MINI	MINI COUNTRYMAN (R60)	Cooper S ALL4	135	184	1598	01/2010	10/2016	
Cable, parking brake	FBS03042	Left Rear	MINI	MINI COUNTRYMAN (R60)	Cooper S ALL4	140	190	1598	01/2010	10/2016	
Cable, parking brake	FBS03042	Left Rear	MINI	MINI COUNTRYMAN (R60)	Cooper SD	100	136	1995	01/2010	10/2016	
Cable, parking brake	FBS03042	Left Rear	MINI	MINI COUNTRYMAN (R60)	Cooper SD	105	143	1995	01/2010	10/2016	
Cable, parking brake	FBS03042	Left Rear	MINI	MINI COUNTRYMAN (R60)	Cooper SD ALL4	100	136	1995	01/2010	09/2016	
Cable, parking brake	FBS03042	Left Rear	MINI	MINI COUNTRYMAN (R60)	Cooper SD ALL4	105	143	1995	01/2010	09/2016	
Cable, parking brake	FBS03042	Left Rear	MINI	MINI COUNTRYMAN (R60)	John Cooper Works ALL4	160	218	1598	04/2011	10/2016	
Cable, parking brake	FBS03042	Left Rear	MINI	MINI COUNTRYMAN (R60)	One	72	98	1598	01/2010	09/2016	
Cable, parking brake	FBS03042	Left Rear	MINI	MINI COUNTRYMAN (R60)	One D	66	90	1598	01/2010	10/2016	
Cable, parking brake	FBS03042	Left Rear	MINI	MINI PACEMAN (R61)	Cooper	88	120	1598	04/2012	09/2016	
Cable, parking brake	FBS03042	Left Rear	MINI	MINI PACEMAN (R61)	Cooper	90	122	1598	04/2012	09/2016	
Cable, parking brake	FBS03042	Left Rear	MINI	MINI PACEMAN (R61)	Cooper ALL4	90	122	1598	02/2013	09/2016	



Description	FTE					KW	HP	CCM			
Cable, parking brake	FBS03044	Left Rear	MINI	MINI Convertible (F57)	Cooper D	85	116	1496	12/2014		
Cable, parking brake	FBS03044	Left Rear	MINI	MINI Convertible (F57)	Cooper S	120	163	1998	11/2014		
Cable, parking brake	FBS03044	Left Rear	MINI	MINI Convertible (F57)	Cooper S	141	192	1998	11/2014		
Cable, parking brake	FBS03044	Left Rear	MINI	MINI Convertible (F57)	Cooper S JCW	155	211	1998	11/2014		
Cable, parking brake	FBS03044	Left Rear	MINI	MINI Convertible (F57)	Cooper SD	120	163	1995	05/2015		
Cable, parking brake	FBS03044	Left Rear	MINI	MINI Convertible (F57)	Cooper SD	125	170	1995	05/2015		
Cable, parking brake	FBS03044	Left Rear	MINI	MINI Convertible (F57)	John Cooper Works	170	231	1998	05/2015		
Cable, parking brake	FBS03044	Left Rear	MINI	MINI Convertible (F57)	One	75	102	1198	06/2015	10/2017	
Cable, parking brake	FBS03044	Left Rear	MINI	MINI Convertible (F57)	One	75	102	1499	11/2017		
Cable, parking brake	FBS03045	Right Rear	MINI	MINI (F55)	Cooper	100	136	1499	09/2013		
Cable, parking brake	FBS03045	Right Rear	MINI	MINI (F55)	Cooper D	85	116	1496	10/2013		
Cable, parking brake	FBS03045	Right Rear	MINI	MINI (F55)	Cooper S	120	163	1998	09/2013		
Cable, parking brake	FBS03045	Right Rear	MINI	MINI (F55)	Cooper S	141	192	1998	09/2013		
Cable, parking brake	FBS03045	Right Rear	MINI	MINI (F55)	Cooper S JCW	155	211	1998	09/2013		
Cable, parking brake	FBS03045	Right Rear	MINI	MINI (F55)	Cooper SD	120	163	1995	09/2013		
Cable, parking brake	FBS03045	Right Rear	MINI	MINI (F55)	Cooper SD	125	170	1995	09/2013		
Cable, parking brake	FBS03045	Right Rear	MINI	MINI (F55)	One	75	102	1198	02/2014	10/2017	
Cable, parking brake	FBS03045	Right Rear	MINI	MINI (F55)	One	75	102	1499	11/2017		
Cable, parking brake	FBS03045	Right Rear	MINI	MINI (F55)	One D	70	95	1496	02/2014		
Cable, parking brake	FBS03045	Right Rear	MINI	MINI (F55)	One First	55	75	1198	06/2014	10/2017	
Cable, parking brake	FBS03045	Right Rear	MINI	MINI (F55)	One First	55	75	1499	11/2017		
Cable, parking brake	FBS03045	Right Rear	MINI	MINI (F56)	Cooper	100	136	1499	04/2013		
Cable, parking brake	FBS03045	Right Rear	MINI	MINI (F56)	Cooper D	85	116	1496	12/2013		
Cable, parking brake	FBS03045	Right Rear	MINI	MINI (F56)	Cooper S	120	163	1998	04/2013		
Cable, parking brake	FBS03045	Right Rear	MINI	MINI (F56)	Cooper S	141	192	1998	04/2013		
Cable, parking brake	FBS03045	Right Rear	MINI	MINI (F56)	Cooper S JCW	155	211	1998	04/2013		
Cable, parking brake	FBS03045	Right Rear	MINI	MINI (F56)	Cooper SD	120	163	1995	10/2013		
Cable, parking brake	FBS03045	Right Rear	MINI	MINI (F56)	Cooper SD	125	170	1995	10/2013		
Cable, parking brake	FBS03045	Right Rear	MINI	MINI (F56)	John Cooper Works	170	231	1998	06/2014		
Cable, parking brake	FBS03045	Right Rear	MINI	MINI (F56)	One	75	102	1198	06/2013	11/2017	
Cable, parking brake	FBS03045	Right Rear	MINI	MINI (F56)	One	75	102	1499	11/2017		
Cable, parking brake	FBS03045	Right Rear	MINI	MINI (F56)	One D	70	95	1496	07/2013		
Cable, parking brake	FBS03045	Right Rear	MINI	MINI (F56)	One First	55	75	1198	11/2013		
Cable, parking brake	FBS03045	Right Rear	MINI	MINI (F56)	One First	55	75	1499	11/2017		
Cable, parking brake	FBS03045	Right Rear	MINI	MINI Convertible (F57)	Cooper	100	136	1499	11/2014		
Cable, parking brake	FBS03045	Right Rear	MINI	MINI Convertible (F57)	Cooper D	85	116	1496	12/2014		
Cable, parking brake	FBS03045	Right Rear	MINI	MINI Convertible (F57)	Cooper S	120	163	1998	11/2014		
Cable, parking brake	FBS03045	Right Rear	MINI	MINI Convertible (F57)	Cooper S	141	192	1998	11/2014		
Cable, parking brake	FBS03045	Right Rear	MINI	MINI Convertible (F57)	Cooper S JCW	155	211	1998	11/2014		
Cable, parking brake	FBS03045	Right Rear	MINI	MINI Convertible (F57)	Cooper SD	120	163	1995	05/2015		
Cable, parking brake	FBS03045	Right Rear	MINI	MINI Convertible (F57)	Cooper SD	125	170	1995	05/2015		
Cable, parking brake	FBS03045	Right Rear	MINI	MINI Convertible (F57)	John Cooper Works	170	231	1998	05/2015		
Cable, parking brake	FBS03045	Right Rear	MINI	MINI Convertible (F57)	One	75	102	1198	06/2015	10/2017	
Cable, parking brake	FBS03045	Right Rear	MINI	MINI Convertible (F57)	One	75	102	1499	11/2017		
Brake Master Cylinder	H199012.7.1		NISSAN	MICRA II (K11)	1.0	40	54	988	01/1992	04/1993	Braking / Drive Dynamics: for vehicles without ABS
Brake Master Cylinder	H199012.7.1		NISSAN	MICRA II (K11)	1.0 16V	40	54	998	08/1992	09/2000	Braking / Drive Dynamics: for vehicles without ABS
Brake Master Cylinder	H199012.7.1		NISSAN	MICRA II (K11)	1.0 16V	44	60	998	09/2000	02/2003	Braking / Drive Dynamics: for vehicles without ABS
Brake Master Cylinder	H199012.7.1		NISSAN	MICRA II (K11)	1.3	54	73	1275	01/1992	02/2003	Braking / Drive Dynamics: for vehicles without ABS
Brake Master Cylinder	H199012.7.1		NISSAN	MICRA II (K11)	1.3 16V	55	75	1275	08/1992	09/2000	Braking / Drive Dynamics: for vehicles without ABS
Brake Master Cylinder	H199012.7.1		NISSAN	MICRA II (K11)	1.4 16V	60	82	1348	09/2000	02/2003	Braking / Drive Dynamics: for vehicles without ABS
Brake Master Cylinder	H199012.7.1		NISSAN	MICRA II (K11)	1.5 D	42	57	1527	02/1998	02/2003	Braking / Drive Dynamics: for vehicles without ABS
Brake Master Cylinder	H229168.7.1		MINI	MINI (R50, R53)	Cooper	85	116	1598	06/2001	09/2006	Braking / Drive Dynamics: for vehicles without ESP
Brake Master Cylinder	H229168.7.1		MINI	MINI (R50, R53)	Cooper S	120	163	1598	03/2002	09/2006	Braking / Drive Dynamics: for vehicles without ESP
Brake Master Cylinder	H229168.7.1		MINI	MINI (R50, R53)	Cooper S	125	170	1598	07/2004	09/2006	Braking / Drive Dynamics: for vehicles without ESP
Brake Master Cylinder	H229168.7.1		MINI	MINI (R50, R53)	John Cooper Works	160	218	1598	03/2006	09/2006	Braking / Drive Dynamics: for vehicles without ESP
Brake Master Cylinder	H229168.7.1		MINI	MINI (R50, R53)	One	66	90	1598	06/2001	09/2006	Braking / Drive Dynamics: for vehicles without ESP
Brake Master Cylinder	H229168.7.1		MINI	MINI (R50, R53)	One D	55	75	1364	06/2003	09/2006	Braking / Drive Dynamics: for vehicles without ESP
Brake Master Cylinder	H229168.7.1		MINI	MINI (R50, R53)	One D	65	88	1364	06/2003	09/2006	Braking / Drive Dynamics: for vehicles without ESP
Brake Master Cylinder	H229168.7.1		MINI	MINI (R50, R53)	S Works	149	203	1598	11/2003	06/2005	Braking / Drive Dynamics: for vehicles without ESP
Brake Master Cylinder	H229168.7.1		MINI	MINI (R50, R53)	Works	155	210	1598	11/2003	09/2006	Braking / Drive Dynamics: for vehicles without ESP
Brake Master Cylinder	H229168.7.1		MINI	MINI Convertible (R52)	Cooper	85	116	1598	07/2004	11/2007	Braking / Drive Dynamics: for vehicles without ESP
Brake Master Cylinder	H229168.7.1		MINI	MINI Convertible (R52)	Cooper S	120	163	1598	07/2004	11/2007	Braking / Drive Dynamics: for vehicles without ESP
Brake Master Cylinder	H229168.7.1		MINI	MINI Convertible (R52)	Cooper S	125	170	1598	07/2004	11/2007	Braking / Drive Dynamics: for vehicles without ESP
Brake Master Cylinder	H229168.7.1		MINI	MINI Convertible (R52)	John Cooper Works	155	210	1598	07/2004	11/2007	Braking / Drive Dynamics: for vehicles without ESP
Brake Master Cylinder	H229168.7.1		MINI	MINI Convertible (R52)	One	66	90	1598	07/2004	11/2007	Braking / Drive Dynamics: for vehicles without ESP
Master Cylinder, clutch	KG15055.4.5		FIAT	500L (351, 352)	0.9	77	105	875	09/2012		Driver Position: for left-hand drive vehicles
Master Cylinder, clutch	KG15055.4.5		FIAT	500L (351, 352)	0.9 Natural Power	63	86	875	03/2013		Driver Position: for left-hand drive vehicles
Master Cylinder, clutch	KG15055.4.5		FIAT	500L (351, 352)	1.3 D Multijet	62	84	1248	09/2012		Transmission Type: not for sequential manual transmission
Master Cylinder, clutch	KG15055.4.5		FIAT	500L (351, 352)	1.3 D Multijet	70	95	1248	06/2014		Transmission Type: not for sequential manual transmission
Master Cylinder, clutch	KG15055.4.5		FIAT	500L (351, 352)	1.4	70	95	1368	09/2012		Driver Position: for left-hand drive vehicles
Master Cylinder, clutch	KG15055.4.5		FIAT	500L (351, 352)	1.4	88	120	1368	10/2013		Driver Position: for left-hand drive vehicles
Master Cylinder, clutch	KG15055.4.5		FIAT	500L (351, 352)	1.4 LPG	88	120	1368	02/2014		Driver Position: for left-hand drive vehicles
Master Cylinder, clutch	KG15055.4.5		FIAT	500L (351, 352)	1.6 D Multijet	77	105	1598	09/2012		Driver Position: for left-hand drive vehicles
Master Cylinder, clutch	KG15055.4.5		FIAT	500L (351, 352)	1.6 D Multijet	88	120	1598	09/2013		Driver Position: for left-hand drive vehicles
Master Cylinder, clutch	KG15055.4.5		OPEL	ADAM (M13)	1.2	51	69	1229	10/2012	07/2014	Chassis no. to: E6999999
Master Cylinder, clutch	KG15055.4.5		OPEL	ADAM (M13)	1.2	69	94	1242	07/2013	07/2014	Chassis no. to: E6999999
Master Cylinder, clutch	KG15055.4.5		VAUXHALL	ADAM (M13)	1.2	51	69	1229	10/2012	07/2014	Chassis no. to: E6999999
Master Cylinder, clutch	KG15055.4.5		OPEL	ADAM (M13)	1.4	64	87	1398	10/2012	07/2014	Chassis no. to: E6999999
Master Cylinder, clutch	KG15055.4.5		OPEL	ADAM (M13)	1.4	74	101	1398	10/2012	07/2014	Chassis no. to: E6999999









# Applications

No.: 2018-02

Date 10.04.2018

Description	FTE			KW	HP	CCM					
Master Cylinder, clutch	KG15055.4.5		FIAT	GRANDE PUNTO (199 )	1.9 D Multijet	85	116	1910	06/2006	12/2009	Driver Position: for left-hand drive vehicles
Master Cylinder, clutch	KG15055.4.5		FIAT	GRANDE PUNTO (199 )	1.9 D Multijet	88	120	1910	10/2005		Driver Position: for left-hand drive vehicles
Master Cylinder, clutch	KG15055.4.5		FIAT	GRANDE PUNTO (199 )	1.9 D Multijet	96	130	1910	10/2005		Driver Position: for left-hand drive vehicles
Master Cylinder, clutch	KG15055.4.5		FIAT	LINEA (323 , 110 )	1.3 D Multijet	66	90	1248	06/2007		Transmission Type: not for sequential manual transmission
Master Cylinder, clutch	KG15055.4.5		FIAT	LINEA (323 , 110 )	1.4	57	77	1368	06/2007		Driver Position: for left-hand drive vehicles
Master Cylinder, clutch	KG15055.4.5		FIAT	LINEA (323 , 110 )	1.4 T-Jet	88	120	1368	09/2007		Driver Position: for left-hand drive vehicles
Master Cylinder, clutch	KG15055.4.5		FIAT	LINEA (323 , 110 )	1.6	80	109	1597	07/2008		Driver Position: for left-hand drive vehicles
Master Cylinder, clutch	KG15055.4.5		FIAT	LINEA (323 , 110 )	1.6 D Multijet	77	105	1598	06/2009		Driver Position: for left-hand drive vehicles
Master Cylinder, clutch	KG15055.4.5		FIAT	LINEA (323 , 110 )	1.9 16V	94	128	1855	07/2009		Transmission Type: not for sequential manual transmission
Master Cylinder, clutch	KG15055.4.5		ALFA ROMEO	MITO (955 )	0.9	74	101	875	12/2013		Driver Position: for left-hand drive vehicles
Master Cylinder, clutch	KG15055.4.5		ALFA ROMEO	MITO (955 )	0.9 TwinAir	63	86	875	07/2011		Driver Position: for left-hand drive vehicles
Master Cylinder, clutch	KG15055.4.5		ALFA ROMEO	MITO (955 )	0.9 TwinAir	77	105	875	04/2013		Driver Position: for left-hand drive vehicles
Master Cylinder, clutch	KG15055.4.5		ALFA ROMEO	MITO (955 )	1.3 MultiJet	59	80	1248	12/2013		Driver Position: for left-hand drive vehicles
Master Cylinder, clutch	KG15055.4.5		ALFA ROMEO	MITO (955 )	1.3 MultiJet	62	84	1248	01/2011		Driver Position: for left-hand drive vehicles
Master Cylinder, clutch	KG15055.4.5		ALFA ROMEO	MITO (955 )	1.3 MultiJet	66	90	1248	09/2008		
Master Cylinder, clutch	KG15055.4.5		ALFA ROMEO	MITO (955 )	1.3 MultiJet	70	95	1248	10/2009		
Master Cylinder, clutch	KG15055.4.5		ALFA ROMEO	MITO (955 )	1.4	51	69	1368	05/2011		Driver Position: for left-hand drive vehicles
Master Cylinder, clutch	KG15055.4.5		ALFA ROMEO	MITO (955 )	1.4	57	78	1368	03/2011		Driver Position: for left-hand drive vehicles
Master Cylinder, clutch	KG15055.4.5		ALFA ROMEO	MITO (955 )	1.4	57	78	1368	03/2011		Driver Position: for left-hand drive vehicles
Master Cylinder, clutch	KG15055.4.5		ALFA ROMEO	MITO (955 )	1.4	58	78	1368	09/2008		Driver Position: for left-hand drive vehicles
Master Cylinder, clutch	KG15055.4.5		ALFA ROMEO	MITO (955 )	1.4	70	95	1368	09/2008		Driver Position: for left-hand drive vehicles
Master Cylinder, clutch	KG15055.4.5		ALFA ROMEO	MITO (955 )	1.4 Bifuel	88	120	1368	07/2011		Driver Position: for left-hand drive vehicles
Master Cylinder, clutch	KG15055.4.5		ALFA ROMEO	MITO (955 )	1.4 MultiAir	77	105	1368	08/2010		Driver Position: for left-hand drive vehicles
Master Cylinder, clutch	KG15055.4.5		ALFA ROMEO	MITO (955 )	1.4 TB	103	140	1368	12/2013		Driver Position: for left-hand drive vehicles
Master Cylinder, clutch	KG15055.4.5		ALFA ROMEO	MITO (955 )	1.4 Tjet	88	120	1368	09/2008		
Master Cylinder, clutch	KG15055.4.5		ALFA ROMEO	MITO (955 )	1.4 Tjet	110	150	1368	09/2008		
Master Cylinder, clutch	KG15055.4.5		ALFA ROMEO	MITO (955 )	1.4 Tjet	114	155	1368	09/2008		
Master Cylinder, clutch	KG15055.4.5		ALFA ROMEO	MITO (955 )	1.4 Turbo MultiAir	99	135	1368	10/2009		
Master Cylinder, clutch	KG15055.4.5		ALFA ROMEO	MITO (955 )	1.4 Turbo MultiAir	120	163	1368	10/2009		
Master Cylinder, clutch	KG15055.4.5		ALFA ROMEO	MITO (955 )	1.4 Turbo MultiAir	125	170	1368	10/2009		
Master Cylinder, clutch	KG15055.4.5		ALFA ROMEO	MITO (955 )	1.6 JTDM	85	115	1598	09/2008		
Master Cylinder, clutch	KG15055.4.5		ALFA ROMEO	MITO (955 )	1.6 JTDM	88	120	1598	09/2008		
Master Cylinder, clutch	KG15055.4.5		CITROEN	NEMO Box (AA )	1.3 HDi 75	55	75	1248	10/2010		Driver Position: for left-hand drive vehicles
Master Cylinder, clutch	KG15055.4.5		CITROEN	NEMO Box (AA )	1.4	54	73	1360	02/2008		Driver Position: for left-hand drive vehicles
Master Cylinder, clutch	KG15055.4.5		CITROEN	NEMO Box (AA )	1.4 HDi	50	68	1398	02/2008		Driver Position: for left-hand drive vehicles
Master Cylinder, clutch	KG15055.4.5		CITROEN	NEMO Estate	1.3 HDi 75	55	75	1248	10/2010		Driver Position: for left-hand drive vehicles
Master Cylinder, clutch	KG15055.4.5		CITROEN	NEMO Estate	1.4	54	73	1360	04/2009		Driver Position: for left-hand drive vehicles
Master Cylinder, clutch	KG15055.4.5		CITROEN	NEMO Estate	1.4 HDi	50	68	1399	04/2009		Driver Position: for left-hand drive vehicles
Master Cylinder, clutch	KG15055.4.5		FIAT	PUNTO (199 )	0.9	74	101	875	12/2013		Driver Position: for left-hand drive vehicles
Master Cylinder, clutch	KG15055.4.5		FIAT	PUNTO (199 )	0.9	77	105	875	07/2013		Driver Position: for left-hand drive vehicles
Master Cylinder, clutch	KG15055.4.5		FIAT	PUNTO (199 )	0.9 Bifuel	63	86	875	03/2012		Driver Position: for left-hand drive vehicles
Master Cylinder, clutch	KG15055.4.5		FIAT	PUNTO (199 )	0.9 Twinair Turbo	63	86	875	03/2012		Driver Position: for left-hand drive vehicles
Master Cylinder, clutch	KG15055.4.5		FIAT	PUNTO (199 )	1.2	49	67	1242	02/2014		Driver Position: for left-hand drive vehicles
Master Cylinder, clutch	KG15055.4.5		FIAT	PUNTO (199 )	1.2	51	69	1242	03/2012		Driver Position: for left-hand drive vehicles
Master Cylinder, clutch	KG15055.4.5		FIAT	PUNTO (199 )	1.3 D Multijet	55	75	1248	03/2012		Transmission Type: not for sequential manual transmission
Master Cylinder, clutch	KG15055.4.5		FIAT	PUNTO (199 )	1.3 D Multijet	59	80	1248	12/2013		Transmission Type: not for sequential manual transmission
Master Cylinder, clutch	KG15055.4.5		FIAT	PUNTO (199 )	1.3 D Multijet	62	84	1248	03/2012		Transmission Type: not for sequential manual transmission
Master Cylinder, clutch	KG15055.4.5		FIAT	PUNTO (199 )	1.3 D Multijet	70	95	1248	03/2012		Transmission Type: not for sequential manual transmission
Master Cylinder, clutch	KG15055.4.5		FIAT	PUNTO (199 )	1.4	55	75	1368	03/2012		Transmission Type: not for sequential manual transmission
Master Cylinder, clutch	KG15055.4.5		FIAT	PUNTO (199 )	1.4	57	78	1368	03/2012		Transmission Type: not for sequential manual transmission
Master Cylinder, clutch	KG15055.4.5		ABARTH	PUNTO (199 )	1.4 (199 AXX1B)	120	163	1368	03/2012		Transmission Type: not for sequential manual transmission
Master Cylinder, clutch	KG15055.4.5		ABARTH	PUNTO (199 )	1.4 (199 AXX1B)	132	180	1368	03/2012		Transmission Type: not for sequential manual transmission
Master Cylinder, clutch	KG15055.4.5		FIAT	PUNTO (199 )	1.4 Bifuel	57	78	1368	03/2012		Transmission Type: not for sequential manual transmission
Master Cylinder, clutch	KG15055.4.5		FIAT	PUNTO (199 )	1.4 Multi Air	77	105	1368	03/2012		Transmission Type: not for sequential manual transmission
Master Cylinder, clutch	KG15055.4.5		FIAT	PUNTO (199 )	1.4 Natural Power	57	78	1368	03/2012		Transmission Type: not for sequential manual transmission
Master Cylinder, clutch	KG15055.4.5		FIAT	PUNTO (199 )	1.4 Turbo Multi Air	99	135	1368	03/2012		Transmission Type: not for sequential manual transmission
Master Cylinder, clutch	KG15055.4.5		FIAT	PUNTO EVO (199 )	1.2	48	65	1242	10/2009	02/2012	Transmission Type: not for sequential manual transmission
Master Cylinder, clutch	KG15055.4.5		FIAT	PUNTO EVO (199 )	1.2	51	69	1242	10/2009	02/2012	Transmission Type: not for sequential manual transmission
Master Cylinder, clutch	KG15055.4.5		FIAT	PUNTO EVO (199 )	1.3 D Multijet	51	69	1248	07/2008	02/2012	Transmission Type: not for sequential manual transmission
Master Cylinder, clutch	KG15055.4.5		FIAT	PUNTO EVO (199 )	1.3 D Multijet	55	75	1248	10/2009	02/2012	Transmission Type: not for sequential manual transmission
Master Cylinder, clutch	KG15055.4.5		FIAT	PUNTO EVO (199 )	1.3 D Multijet	62	84	1248	10/2009	02/2012	Transmission Type: not for sequential manual transmission
Master Cylinder, clutch	KG15055.4.5		FIAT	PUNTO EVO (199 )	1.3 D Multijet	66	90	1248	10/2009		Transmission Type: not for sequential manual transmission
Master Cylinder, clutch	KG15055.4.5		FIAT	PUNTO EVO (199 )	1.3 D Multijet	70	95	1248	10/2009	02/2012	Transmission Type: not for sequential manual transmission
Master Cylinder, clutch	KG15055.4.5		FIAT	PUNTO EVO (199 )	1.4	55	75	1368	07/2009	02/2012	Transmission Type: not for sequential manual transmission
Master Cylinder, clutch	KG15055.4.5		FIAT	PUNTO EVO (199 )	1.4	57	77	1368	10/2009	02/2012	Transmission Type: not for sequential manual transmission
Master Cylinder, clutch	KG15055.4.5		FIAT	PUNTO EVO (199 )	1.4 16V	77	105	1368	10/2009	02/2012	Transmission Type: not for sequential manual transmission
Master Cylinder, clutch	KG15055.4.5		FIAT	PUNTO EVO (199 )	1.4 16V	99	135	1368	10/2009	02/2012	Transmission Type: not for sequential manual transmission
Master Cylinder, clutch	KG15055.4.5		FIAT	PUNTO EVO (199 )	1.4 LPG	57	78	1368	06/2009	02/2012	Transmission Type: not for sequential manual transmission
Master Cylinder, clutch	KG15055.4.5		FIAT	PUNTO EVO (199 )	1.4 Natural Power	57	78	1368	10/2009	02/2012	Transmission Type: not for sequential manual transmission
Master Cylinder, clutch	KG15055.4.5		FIAT	PUNTO EVO (199 )	1.6 D Multijet	88	120	1598	10/2009	02/2012	Transmission Type: not for sequential manual transmission
Master Cylinder, clutch	KG15055.4.5		FIAT	QUIBO (225 )	1.3 D Multijet	55	75	1248	08/2008		Driver Position: for left-hand drive vehicles
Master Cylinder, clutch	KG15055.4.5		FIAT	QUIBO (225 )	1.3 D Multijet	59	80	1248	03/2015		Driver Position: for left-hand drive vehicles
Master Cylinder, clutch	KG15055.4.5		FIAT	QUIBO (225 )	1.3 D Multijet	70	95	1248	07/2010		Driver Position: for left-hand drive vehicles
Master Cylinder, clutch	KG15055.4.5		FIAT	QUIBO (225 )	1.4 Natural Power	57	78	1368	10/2009		Driver Position: for left-hand drive vehicles
Slave Cylinder, clutch	KN20060.4.1		FIAT	500 (312 )	0.9	59	80	875	09/2017		Transmission Type: not for sequential manual transmission
Slave Cylinder, clutch	KN20060.4.1		FIAT	500 (312 )	0.9	63	86	875	09/2017		Transmission Type: not for sequential manual transmission
Slave Cylinder, clutch	KN20060.4.1		FIAT	500 (312 )	0.9	77	105	875	09/2017		Transmission Type: not for sequential manual transmission
Slave Cylinder, clutch	KN20060.4.1		FIAT	500 (312 )	0.9	44	60	964	09/2017		Transmission Type: not for sequential manual transmission
Slave Cylinder, clutch	KN20060.4.1		FIAT	500 (312 )	0.9	48	65	964	09/2017		Transmission Type: not for sequential manual transmission

# Applications

No.: 2018-02

Date 10.04.2018

Description	FTE			KW	HP	CCM				
Slave Cylinder, clutch	KN20060.4.1	FIAT	500 C (312 )	0,9	44	60	964	09/2017	Transmission Type: not for sequential manual transmission	
Slave Cylinder, clutch	KN20060.4.1	FIAT	500 C (312 )	0,9	48	65	964	09/2017	Transmission Type: not for sequential manual transmission	
Slave Cylinder, clutch	KN20060.4.1	FIAT	500 C (312 )	0,9	59	80	875	09/2017	Transmission Type: not for sequential manual transmission	
Slave Cylinder, clutch	KN20060.4.1	FIAT	500 C (312 )	0,9	63	86	875	09/2017	Transmission Type: not for sequential manual transmission	
Slave Cylinder, clutch	KN20060.4.1	FIAT	500 C (312 )	0,9	77	105	875	09/2017	Transmission Type: not for sequential manual transmission	
Slave Cylinder, clutch	KN20060.4.1	OPEL	COMBO Box Body / Estate (X12	1,4 (B05)	70	95	1368	02/2012		
Slave Cylinder, clutch	KN20060.4.1	OPEL	COMBO Combi / Tour (X12)	1,4 (C26, D26, E26, C06)	70	95	1368	02/2012		
Slave Cylinder, clutch	KN20060.4.1	VAUXHALL	COMBO Mk III (D) Box Body / E	1,4	70	95	1368	11/2011		
Slave Cylinder, clutch	KN20060.4.1	FIAT	DOBLO Box Body / Estate (263	1,4	70	95	1368	02/2010		
Slave Cylinder, clutch	KN20060.4.1	FIAT	DOBLO MPV (263 )	1,4	70	95	1368	02/2010		
Slave Cylinder, clutch	KN20060.4.1	FIAT	DOBLO Platform/Chassis (263	1,4	70	95	1368	04/2010		
Slave Cylinder, clutch	KN20060.4.1	FIAT	FIORINO Box Body / Estate (22	1,4 Natural Power	57	78	1368	06/2008	Driver Position: for left-hand drive vehicles	
Slave Cylinder, clutch	KN20060.4.1	FIAT	GRANDE PUNTO (199 )	1,2	48	65	1242	10/2005		
Slave Cylinder, clutch	KN20060.4.1	FIAT	GRANDE PUNTO (199 )	1,4	57	77	1368	10/2005		
Slave Cylinder, clutch	KN20060.4.1	FIAT	GRANDE PUNTO (199 )	1,4 16V	70	95	1368	10/2005		
Slave Cylinder, clutch	KN20060.4.1	FIAT	LINEA (323_110 )	1,4	57	77	1368	06/2007		
Slave Cylinder, clutch	KN20060.4.1	FIAT	LINEA (323_110 )	1,4 T-Jet	88	120	1368	09/2007		
Slave Cylinder, clutch	KN20060.4.1	ALFA ROMEO	MITO (955 )	1,4	51	69	1368	05/2011		
Slave Cylinder, clutch	KN20060.4.1	ALFA ROMEO	MITO (955 )	1,4	57	78	1368	03/2011		
Slave Cylinder, clutch	KN20060.4.1	ALFA ROMEO	MITO (955 )	1,4	57	78	1368	03/2011		
Slave Cylinder, clutch	KN20060.4.1	ALFA ROMEO	MITO (955 )	1,4	58	78	1368	09/2008		
Slave Cylinder, clutch	KN20060.4.1	ALFA ROMEO	MITO (955 )	1,4	70	95	1368	09/2008		
Slave Cylinder, clutch	KN20060.4.1	ALFA ROMEO	MITO (955 )	1,4 MultiAir	77	105	1368	08/2010		
Slave Cylinder, clutch	KN20060.4.1	FIAT	PANDA (312_319 )	0,9	44	60	964	10/2017	Transmission Type: not for sequential manual transmission	
Slave Cylinder, clutch	KN20060.4.1	FIAT	PANDA (312_319 )	0,9	48	65	964	10/2017	Transmission Type: not for sequential manual transmission	
Slave Cylinder, clutch	KN20060.4.1	FIAT	PANDA (312_319 )	0,9	57	78	875	10/2017	Transmission Type: not for sequential manual transmission	
Slave Cylinder, clutch	KN20060.4.1	FIAT	PANDA (312_319 )	0,9	59	80	875	10/2017	Transmission Type: not for sequential manual transmission	
Slave Cylinder, clutch	KN20060.4.1	FIAT	PANDA (312_319 )	0,9	63	86	875	10/2017	Transmission Type: not for sequential manual transmission	
Slave Cylinder, clutch	KN20060.4.1	FIAT	PANDA (312_319 )	0,9 4x4	63	86	875	10/2017	Transmission Type: not for sequential manual transmission	
Slave Cylinder, clutch	KN20060.4.1	FIAT	PANDA (312_319 )	0,9 4x4	66	90	875	10/2017	Transmission Type: not for sequential manual transmission	
Slave Cylinder, clutch	KN20060.4.1	FIAT	PANDA (312_319 )	0,9 Natural Power	59	80	875	10/2017	Transmission Type: not for sequential manual transmission	
Slave Cylinder, clutch	KN20060.4.1	FIAT	PANDA (312_319 )	0,9 Natural Power	63	86	875	10/2017	Transmission Type: not for sequential manual transmission	
Slave Cylinder, clutch	KN20060.4.1	FIAT	PANDA (312_319 )	1,2	51	69	1242	10/2017	Transmission Type: not for sequential manual transmission	
Slave Cylinder, clutch	KN20060.4.1	FIAT	PANDA (312_319 )	1,2 LPG	51	69	1242	10/2017	Transmission Type: not for sequential manual transmission	
Slave Cylinder, clutch	KN20060.4.1	FIAT	PANDA VAN (312_519 )	0,9	48	65	964	10/2017	Transmission Type: not for sequential manual transmission	
Slave Cylinder, clutch	KN20060.4.1	FIAT	PANDA VAN (312_519 )	0,9	59	80	875	10/2017	Transmission Type: not for sequential manual transmission	
Slave Cylinder, clutch	KN20060.4.1	FIAT	PANDA VAN (312_519 )	0,9	63	86	875	10/2017	Transmission Type: not for sequential manual transmission	
Slave Cylinder, clutch	KN20060.4.1	FIAT	PANDA VAN (312_519 )	0,9 4x4	63	86	875	10/2017	Transmission Type: not for sequential manual transmission	
Slave Cylinder, clutch	KN20060.4.1	FIAT	PANDA VAN (312_519 )	0,9 Natural Power	59	80	875	10/2017	Transmission Type: not for sequential manual transmission	
Slave Cylinder, clutch	KN20060.4.1	FIAT	PANDA VAN (312_519 )	0,9 Natural Power	63	86	875	10/2017	Transmission Type: not for sequential manual transmission	
Slave Cylinder, clutch	KN20060.4.1	FIAT	PANDA VAN (312_519 )	1,2	51	69	1242	10/2017	Transmission Type: not for sequential manual transmission	
Slave Cylinder, clutch	KN20060.4.1	FIAT	PANDA VAN (312_519 )	1,2 LPG	51	69	1242	10/2017	Transmission Type: not for sequential manual transmission	
Slave Cylinder, clutch	KN20060.4.1	FIAT	PUNTO (199 )	1,2	49	67	1242	02/2014		
Slave Cylinder, clutch	KN20060.4.1	FIAT	PUNTO (199 )	1,2	51	69	1242	03/2012		
Slave Cylinder, clutch	KN20060.4.1	FIAT	PUNTO (199 )	1,4	55	75	1368	03/2012	Transmission Type: not for sequential manual transmission	
Slave Cylinder, clutch	KN20060.4.1	FIAT	PUNTO (199 )	1,4	57	78	1368	03/2012	Transmission Type: not for sequential manual transmission	
Slave Cylinder, clutch	KN20060.4.1	FIAT	PUNTO (199 )	1,4 Bifuel	57	78	1368	03/2012	Transmission Type: not for sequential manual transmission	
Slave Cylinder, clutch	KN20060.4.1	FIAT	PUNTO (199 )	1,4 Multi Air	77	105	1368	03/2012	Transmission Type: not for sequential manual transmission	
Slave Cylinder, clutch	KN20060.4.1	FIAT	PUNTO (199 )	1,4 Natural Power	57	78	1368	03/2012	Transmission Type: not for sequential manual transmission	
Slave Cylinder, clutch	KN20060.4.1	FIAT	PUNTO EVO (199 )	1,2	48	65	1242	10/2009	02/2012	Transmission Type: Manual Transmission
Slave Cylinder, clutch	KN20060.4.1	FIAT	PUNTO EVO (199 )	1,2	51	69	1242	10/2009	02/2012	Transmission Type: Manual Transmission
Slave Cylinder, clutch	KN20060.4.1	FIAT	PUNTO EVO (199 )	1,4	55	75	1368	07/2009	02/2012	Transmission Type: Manual Transmission
Slave Cylinder, clutch	KN20060.4.1	FIAT	PUNTO EVO (199 )	1,4	57	77	1368	10/2009	02/2012	Transmission Type: Manual Transmission
Slave Cylinder, clutch	KN20060.4.1	FIAT	PUNTO EVO (199 )	1,4 16V	77	105	1368	10/2009	02/2012	
Slave Cylinder, clutch	KN20060.4.1	FIAT	PUNTO EVO (199 )	1,4 LPG	57	78	1368	06/2009	02/2012	Transmission Type: Manual Transmission
Slave Cylinder, clutch	KN20060.4.1	FIAT	PUNTO EVO (199 )	1,4 Natural Power	57	78	1368	10/2009	02/2012	Transmission Type: Manual Transmission
Slave Cylinder, clutch	KN20060.4.1	FIAT	QUBO (225_)	1,4 Natural Power	57	78	1368	10/2009		Driver Position: for left-hand drive vehicles
Clutch Booster	KV25019.7.1	DAF	CF	FA 220	164	223	6690	07/2014		
Clutch Booster	KV25019.7.1	DAF	CF	FA 250	186	253	6690	07/2014		
Clutch Booster	KV25019.7.1	DAF	CF	FA 280	208	283	6690	07/2014		
Clutch Booster	KV25019.7.1	DAF	CF	FA 290	210	286	10840	05/2013		
Clutch Booster	KV25019.7.1	DAF	CF	FA 310	231	314	6690	07/2014		
Clutch Booster	KV25019.7.1	DAF	CF	FA 330	240	326	10840	05/2013		
Clutch Booster	KV25019.7.1	DAF	CF	FA 370	271	370	10840	05/2013		
Clutch Booster	KV25019.7.1	DAF	CF	FA 400	291	396	10840	05/2013		
Clutch Booster	KV25019.7.1	DAF	CF	FA 400	291	396	10840	05/2013		
Clutch Booster	KV25019.7.1	DAF	CF	FA 410	303	412	12900	05/2013		
Clutch Booster	KV25019.7.1	DAF	CF	FA 410	303	412	12900	05/2013		
Clutch Booster	KV25019.7.1	DAF	CF	FA 440	320	435	10840	05/2013		
Clutch Booster	KV25019.7.1	DAF	CF	FA 440	320	435	10840	05/2013		
Clutch Booster	KV25019.7.1	DAF	CF	FA 460	340	462	12900	05/2013		
Clutch Booster	KV25019.7.1	DAF	CF	FA 460	340	462	12900	05/2013		
Clutch Booster	KV25019.7.1	DAF	CF	FA 510	375	510	12900	05/2013		
Clutch Booster	KV25019.7.1	DAF	CF	FA 510	375	510	12900	05/2013		
Clutch Booster	KV25019.7.1	DAF	CF	FAC 400	291	396	10840	12/2015		
Clutch Booster	KV25019.7.1	DAF	CF	FAC 410	303	412	12900	12/2015		
Clutch Booster	KV25019.7.1	DAF	CF	FAC 440	320	435	10840	12/2015		
Clutch Booster	KV25019.7.1	DAF	CF	FAC 460	340	462	12900	12/2015		
Clutch Booster	KV25019.7.1	DAF	CF	FAC 510	375	510	12900	12/2015		





Description	FTE				KW	HP	CCM				
Clutch Booster	KV25019.7.1		DAF	CF	FTS 410	303	412	12900	05/2013		
Clutch Booster	KV25019.7.1		DAF	CF	FTS 460	340	462	12900	05/2013		
Clutch Booster	KV25019.7.1		DAF	CF	FTS 510	375	510	12900	05/2013		
Clutch Booster	KV25019.7.1		DAF	CF	FTT 400	291	396	10840	05/2013		
Clutch Booster	KV25019.7.1		DAF	CF	FTT 410	303	412	12900	05/2013		
Clutch Booster	KV25019.7.1		DAF	CF	FTT 440	320	435	10840	05/2013		
Clutch Booster	KV25019.7.1		DAF	CF	FTT 460	340	462	12900	05/2013		
Clutch Booster	KV25019.7.1		DAF	CF	FTT 510	375	510	12900	05/2013		
Clutch Booster	KV25019.7.1		DAF	XF	FA 410	303	412	12900	10/2012		
Clutch Booster	KV25019.7.1		DAF	XF	FA 410	303	412	12900	10/2012		
Clutch Booster	KV25019.7.1		DAF	XF	FA 410	303	412	12900	10/2012		
Clutch Booster	KV25019.7.1		DAF	XF	FA 440	320	435	10840	10/2012		
Clutch Booster	KV25019.7.1		DAF	XF	FA 440	320	435	10840	10/2012		
Clutch Booster	KV25019.7.1		DAF	XF	FA 440	320	435	10840	10/2012		
Clutch Booster	KV25019.7.1		DAF	XF	FA 460	340	462	12900	10/2012		
Clutch Booster	KV25019.7.1		DAF	XF	FA 460	340	462	12900	10/2012		
Clutch Booster	KV25019.7.1		DAF	XF	FA 460	340	462	12900	10/2012		
Clutch Booster	KV25019.7.1		DAF	XF	FA 510	375	510	12900	10/2012		
Clutch Booster	KV25019.7.1		DAF	XF	FA 510	375	510	12900	10/2012		
Clutch Booster	KV25019.7.1		DAF	XF	FA 510	375	510	12900	10/2012		
Clutch Booster	KV25019.7.1		DAF	XF	FAD 460	340	462	12900	10/2012		
Clutch Booster	KV25019.7.1		DAF	XF	FAD 510	375	510	12900	10/2012		
Clutch Booster	KV25019.7.1		DAF	XF	FAN 410	303	412	12900	10/2012		
Clutch Booster	KV25019.7.1		DAF	XF	FAN 440	320	435	10840	10/2012		
Clutch Booster	KV25019.7.1		DAF	XF	FAN 460	340	462	12900	10/2012		
Clutch Booster	KV25019.7.1		DAF	XF	FAN 510	375	510	12900	10/2012		
Clutch Booster	KV25019.7.1		DAF	XF	FAR 410	303	412	12900	10/2012		
Clutch Booster	KV25019.7.1		DAF	XF	FAR 410, FAS 410	303	412	12900	10/2012		
Clutch Booster	KV25019.7.1		DAF	XF	FAR 440	320	435	10840	10/2012		
Clutch Booster	KV25019.7.1		DAF	XF	FAR 440, FAS 440	320	435	10840	10/2012		
Clutch Booster	KV25019.7.1		DAF	XF	FAR 460	340	462	12900	10/2012		
Clutch Booster	KV25019.7.1		DAF	XF	FAR 460, FAS 460	340	462	12900	10/2012		
Clutch Booster	KV25019.7.1		DAF	XF	FAR 510	375	510	12900	10/2012		
Clutch Booster	KV25019.7.1		DAF	XF	FAR 510, FAS 510	375	510	12900	10/2012		
Clutch Booster	KV25019.7.1		DAF	XF	FT 410	303	412	12900	10/2012		
Clutch Booster	KV25019.7.1		DAF	XF	FT 440	320	435	10840	10/2012		
Clutch Booster	KV25019.7.1		DAF	XF	FT 460	340	462	12900	10/2012		
Clutch Booster	KV25019.7.1		DAF	XF	FT 510	375	510	12900	10/2012		
Clutch Booster	KV25019.7.1		DAF	XF	FTG 410, FTN 410	303	412	12900	10/2012		
Clutch Booster	KV25019.7.1		DAF	XF	FTG 440, FTN 440	320	435	10840	10/2012		
Clutch Booster	KV25019.7.1		DAF	XF	FTG 460, FTN 460	340	462	12900	10/2012		
Clutch Booster	KV25019.7.1		DAF	XF	FTG 510, FTN 510	375	510	12900	10/2012		
Clutch Booster	KV25019.7.1		DAF	XF	FTM 460	340	462	12900	10/2012		
Clutch Booster	KV25019.7.1		DAF	XF	FTM 510	375	510	12900	10/2012		
Clutch Booster	KV25019.7.1		DAF	XF	FTP 410	303	412	12900	10/2012		
Clutch Booster	KV25019.7.1		DAF	XF	FTP 410, FTR 410, FTS 410	303	412	12900	10/2012		
Clutch Booster	KV25019.7.1		DAF	XF	FTP 440	320	435	10840	10/2012		
Clutch Booster	KV25019.7.1		DAF	XF	FTP 440, FTR 440, FTS 440	320	435	10840	10/2012		
Clutch Booster	KV25019.7.1		DAF	XF	FTP 460	340	462	12900	10/2012		
Clutch Booster	KV25019.7.1		DAF	XF	FTP 460, FTR 460, FTS 460	340	462	12900	10/2012		
Clutch Booster	KV25019.7.1		DAF	XF	FTP 510	375	510	12900	10/2012		
Clutch Booster	KV25019.7.1		DAF	XF	FTP 510, FTR 510, FTS 510	375	510	12900	10/2012		
Clutch Booster	KV25019.7.1		DAF	XF	FTT 460	340	462	12900	10/2012		
Clutch Booster	KV25019.7.1		DAF	XF	FTT 510	375	510	12900	10/2012		
Wheel Brake Cylinder	R200064.7.1	Rear Axle	PEUGEOT	208	1.0	50	68	999	03/2012		Drum Ø: 203
Wheel Brake Cylinder	R200064.7.1	Rear Axle	PEUGEOT	208	1.2	50	68	1199	08/2016		Drum Ø: 203
Wheel Brake Cylinder	R200064.7.1	Rear Axle	PEUGEOT	208	1.2	60	82	1199	03/2012		Drum Ø: 203
Wheel Brake Cylinder	R200064.7.1	Rear Axle	PEUGEOT	208	1.2 GPL	60	82	1199	06/2015		Drum Ø: 203
Wheel Brake Cylinder	R200064.7.1	Rear Axle	PEUGEOT	208	1.4 GPL	70	95	1397	10/2013		Drum Ø: 203
Wheel Brake Cylinder	R200064.7.1	Rear Axle	PEUGEOT	208	1.4 HDi	50	68	1398	03/2012		Drum Ø: 203
Wheel Brake Cylinder	R200064.7.1	Rear Axle	PEUGEOT	208	1.4 VTI	70	95	1397	03/2012		Drum Ø: 203
Wheel Brake Cylinder	R200064.7.1	Rear Axle	PEUGEOT	208	1.6 HDi / BlueHDi 75	55	75	1560	01/2013		Drum Ø: 203
Wheel Brake Cylinder	R200064.7.1	Rear Axle	PEUGEOT	208 Box	1.4 HDi	50	68	1398	10/2012		Drum Ø: 203
Wheel Brake Cylinder	R200064.7.1	Rear Axle	PEUGEOT	208 Box	1.6 BlueHDi 75	55	75	1560	04/2015		Drum Ø: 203
Wheel Brake Cylinder	R200064.7.1	Rear Axle	PEUGEOT	301	1.2 VTI 72	53	72	1199	11/2012	01/2017	Org. No. to: 14692
Wheel Brake Cylinder	R200064.7.1	Rear Axle	PEUGEOT	301	1.2 VTI 72	53	72	1199	01/2017		Org. No. from: 14693
Wheel Brake Cylinder	R200064.7.1	Rear Axle	PEUGEOT	301	1.2 VTI 82	60	82	1199	12/2014	01/2017	Org. No. to: 14692
Wheel Brake Cylinder	R200064.7.1	Rear Axle	PEUGEOT	301	1.2 VTI 82	60	82	1199	01/2017		Org. No. from: 14693
Wheel Brake Cylinder	R200064.7.1	Rear Axle	PEUGEOT	301	1.6 BlueHDi 100	73	99	1560	04/2014	01/2017	Org. No. to: 14692
Wheel Brake Cylinder	R200064.7.1	Rear Axle	PEUGEOT	301	1.6 BlueHDi 100	73	99	1560	01/2017		Org. No. from: 14693
Wheel Brake Cylinder	R200064.7.1	Rear Axle	PEUGEOT	301	1.6 HDi 90	68	92	1560	11/2012	01/2017	Org. No. to: 14692
Wheel Brake Cylinder	R200064.7.1	Rear Axle	PEUGEOT	301	1.6 HDi 90	68	92	1560	01/2017		Org. No. from: 14693
Wheel Brake Cylinder	R200064.7.1	Rear Axle	PEUGEOT	301	1.6 HDi 90	69	94	1560	09/2016	01/2017	Org. No. to: 14692
Wheel Brake Cylinder	R200064.7.1	Rear Axle	PEUGEOT	301	1.6 HDi 90	69	94	1560	01/2017		Org. No. from: 14693
Wheel Brake Cylinder	R200064.7.1	Rear Axle	PEUGEOT	301	1.6 VTI 115	85	115	1587	11/2012	01/2017	Org. No. to: 14692
Wheel Brake Cylinder	R200064.7.1	Rear Axle	PEUGEOT	301	1.6 VTI 115	85	115	1587	01/2017		Org. No. from: 14693
Wheel Brake Cylinder	R200064.7.1	Rear Axle	PEUGEOT	301	1.6 VTI 115	86	117	1587	09/2016	01/2017	Org. No. to: 14692
Wheel Brake Cylinder	R200064.7.1	Rear Axle	PEUGEOT	301	1.6 VTI 115	86	117	1587	01/2017		Org. No. from: 14693
Wheel Brake Cylinder	R200064.7.1	Rear Axle	CITROËN	C3 III (SX)	1.2 VTI 68	50	68	1199	07/2016		Drum Ø: 203

# Applications

No.: 2018-02





Date 10.04.2018

Description	FTE					KW	HP	CCM			
Wheel Brake Cylinder	R200064.7.1	Rear Axle	CITROËN	C3 III (SX)	1.2 VTI 82	60	82	1199	07/2016		Drum Ø: 203
Wheel Brake Cylinder	R200064.7.1	Rear Axle	CITROËN	C3 III (SX)	1.6 BlueHDI 100	73	99	1560	07/2016		Drum Ø: 203
Wheel Brake Cylinder	R200064.7.1	Rear Axle	CITROËN	C3 III (SX)	1.6 BlueHDI 75	55	75	1560	07/2016		Drum Ø: 203
Wheel Brake Cylinder	R200064.7.1	Rear Axle	CITROËN	C-ELYSEE	1.2 VTI 72	53	72	1199	11/2012	01/2017	Org. No. to: 14692
Wheel Brake Cylinder	R200064.7.1	Rear Axle	CITROËN	C-ELYSEE	1.2 VTI 72	53	72	1199	01/2017		Org. No. from: 14693
Wheel Brake Cylinder	R200064.7.1	Rear Axle	CITROËN	C-ELYSEE	1.2 VTI 82	60	82	1199	12/2014	01/2017	Org. No. to: 14692
Wheel Brake Cylinder	R200064.7.1	Rear Axle	CITROËN	C-ELYSEE	1.2 VTI 82	60	82	1199	01/2017		Org. No. from: 14693
Wheel Brake Cylinder	R200064.7.1	Rear Axle	CITROËN	C-ELYSEE	1.6 BlueHDI 100	73	99	1560	11/2014	01/2017	Org. No. to: 14692
Wheel Brake Cylinder	R200064.7.1	Rear Axle	CITROËN	C-ELYSEE	1.6 BlueHDI 100	73	99	1560	01/2017		Org. No. from: 14693
Wheel Brake Cylinder	R200064.7.1	Rear Axle	CITROËN	C-ELYSEE	1.6 HDI 92	68	92	1560	11/2012	01/2017	Org. No. to: 14692
Wheel Brake Cylinder	R200064.7.1	Rear Axle	CITROËN	C-ELYSEE	1.6 HDI 92	68	92	1560	01/2017		Org. No. from: 14693
Wheel Brake Cylinder	R200064.7.1	Rear Axle	CITROËN	C-ELYSEE	1.6 VTI 115	85	115	1587	11/2012	01/2017	Org. No. to: 14692
Wheel Brake Cylinder	R200064.7.1	Rear Axle	CITROËN	C-ELYSEE	1.6 VTI 115	85	115	1587	01/2017		Org. No. from: 14693
Wheel Brake Cylinder	R200065.7.1	Rear Axle Left	TOYOTA	PRIUS Saloon ( W1 )	1.5 Hybrid (NHW1 )	53	72	1497	05/2000	01/2004	Vehicle Production Country: Japan
Wheel Brake Cylinder	R200065.7.1	Rear Axle Left	TOYOTA	YARIS ( P13 )	1.0 (KSP130 )	51	69	998	12/2010		
Wheel Brake Cylinder	R200065.7.1	Rear Axle Left	TOYOTA	YARIS ( P9 )	1.0 VVT-I (KSP90 )	51	69	998	01/2005	11/2011	Vehicle Production Country: Japan
Wheel Brake Cylinder	R200065.7.1	Rear Axle Left	TOYOTA	YARIS ( P9 )	1.3 VVT-I (SCP90 )	64	87	1298	08/2005		Vehicle Production Country: Japan
Wheel Brake Cylinder	R200065.7.1	Rear Axle Left	TOYOTA	YARIS ( P9 )	1.4 D-4D (NLP90 )	66	90	1364	08/2005		Vehicle Production Country: Japan
Wheel Brake Cylinder	R200065.7.1	Rear Axle Left	TOYOTA	YARIS ( P9 )	1.8 VVTi (ZSP90 )	98	133	1798	01/2007		Vehicle Production Country: Japan
Wheel Brake Cylinder	R200066.7.1	Rear Axle Right	TOYOTA	PRIUS Saloon ( W1 )	1.5 Hybrid (NHW1 )	53	72	1497	05/2000	01/2004	Vehicle Production Country: Japan
Wheel Brake Cylinder	R200066.7.1	Rear Axle Right	TOYOTA	YARIS ( P13 )	1.0 (KSP130 )	51	69	998	12/2010		Vehicle Production Country: Japan
Wheel Brake Cylinder	R200066.7.1	Rear Axle Right	TOYOTA	YARIS ( P9 )	1.0 VVT-I (KSP90 )	51	69	998	01/2005	11/2011	Vehicle Production Country: Japan
Wheel Brake Cylinder	R200066.7.1	Rear Axle Right	TOYOTA	YARIS ( P9 )	1.3 VVT-I (SCP90 )	64	87	1298	08/2005		Vehicle Production Country: Japan
Wheel Brake Cylinder	R200066.7.1	Rear Axle Right	TOYOTA	YARIS ( P9 )	1.4 D-4D (NLP90 )	66	90	1364	08/2005		Vehicle Production Country: Japan
Wheel Brake Cylinder	R200066.7.1	Rear Axle Right	TOYOTA	YARIS ( P9 )	1.8 VVTi (ZSP90 )	98	133	1798	01/2007		Vehicle Production Country: Japan
Wheel Brake Cylinder	R220056.7.1	Rear Axle	NISSAN	NP300 NAVARA (D40)	2.5	113	154	2488	10/2004		
Wheel Brake Cylinder	R220056.7.1	Rear Axle	NISSAN	NP300 NAVARA (D40)	2.5 dCi	106	144	2488	07/2005		
Wheel Brake Cylinder	R220056.7.1	Rear Axle	NISSAN	NP300 NAVARA (D40)	2.5 dCi	120	163	2488	10/2006		
Wheel Brake Cylinder	R220056.7.1	Rear Axle	NISSAN	NP300 NAVARA (D40)	2.5 dCi	128	174	2488	12/2005		
Wheel Brake Cylinder	R220056.7.1	Rear Axle	NISSAN	NP300 NAVARA (D40)	2.5 dCi 4WD	106	144	2488	10/2008		
Wheel Brake Cylinder	R220056.7.1	Rear Axle	NISSAN	NP300 NAVARA (D40)	2.5 dCi 4WD	126	171	2488	10/2006		
Wheel Brake Cylinder	R220056.7.1	Rear Axle	NISSAN	NP300 NAVARA (D40)	2.5 dCi 4WD	128	174	2488	07/2005		
Wheel Brake Cylinder	R220056.7.1	Rear Axle	NISSAN	NP300 NAVARA (D40)	2.5 dCi 4WD (D40TT, D40T, D41)	140	190	2488	12/2009		
Wheel Brake Cylinder	R220056.7.1	Rear Axle	NISSAN	NP300 NAVARA (D40)	3.0 dCi 4WD	170	231	2993	02/2010		
Wheel Brake Cylinder	R220056.7.1	Rear Axle	NISSAN	NP300 NAVARA (D40)	4.0	198	269	3954	10/2004	11/2009	
Wheel Brake Cylinder	R220056.7.1	Rear Axle	NISSAN	NP300 NAVARA Platform/Chas	2.5 dCi	140	190	2488	03/2010		
Wheel Brake Cylinder	R220056.7.1	Rear Axle	NISSAN	NP300 NAVARA Platform/Chas	2.5 dCi 4WD	106	144	2488	08/2008		
Wheel Brake Cylinder	R220056.7.1	Rear Axle	NISSAN	NP300 NAVARA Platform/Chas	2.5 dCi 4WD	126	171	2488	08/2008		
Wheel Brake Cylinder	R220056.7.1	Rear Axle	NISSAN	NP300 NAVARA Platform/Chas	3.0 dCi	170	231	2993	03/2010		
Wheel Brake Cylinder	R220056.7.1	Rear Axle	NISSAN	PATHFINDER III (R51)	2.5 dCi 4WD	126	171	2488	10/2006		
Wheel Brake Cylinder	R220057.7.1	Rear Axle	NISSAN	PATHFINDER III (R51)	2.5 dCi 4WD	128	174	2488	03/2005		
Wheel Brake Cylinder	R220057.7.1		SUBARU	TREZIA	1.3 (NSP120X)	73	99	1329	03/2011		
Wheel Brake Cylinder	R220057.7.1		SUBARU	TREZIA	1.4 D	66	90	1364	03/2011		
Wheel Brake Cylinder	R220057.7.1		TOYOTA	VERSO S ( P12 )	1.33 (NSP120 )	73	99	1329	11/2010	10/2016	
Wheel Brake Cylinder	R220057.7.1		TOYOTA	VERSO S ( P12 )	1.4 D-4D (NLP121 )	66	90	1364	11/2010	10/2016	
Wheel Brake Cylinder	R220057.7.1		TOYOTA	YARIS ( P13 )	1.3 (NSP130 )	73	99	1329	09/2011		
Wheel Brake Cylinder	R23070.7.1	Rear Axle	TOYOTA	HILUX VII Pickup ( N1 , N2 )	2.0 I-KGN15 , TGN15 )	108	147	1998	08/2005		Quantity required: 2
Wheel Brake Cylinder	R23070.7.1	Rear Axle	TOYOTA	HILUX VII Pickup ( N1 , N2 )	2.0 TGN10 , TGN15 )	98	133	1998	02/2005		Quantity required: 2
Wheel Brake Cylinder	R23070.7.1	Rear Axle	TOYOTA	HILUX VII Pickup ( N1 , N2 )	2.5 D-4D	106	144	2494	01/2010		Quantity required: 2
Wheel Brake Cylinder	R23070.7.1	Rear Axle	TOYOTA	HILUX VII Pickup ( N1 , N2 )	2.5 D-4D (KUN15 )	88	120	2494	12/2007		Quantity required: 2
Wheel Brake Cylinder	R23070.7.1	Rear Axle	TOYOTA	HILUX VII Pickup ( N1 , N2 )	2.5 D-4D (KUN15 , KDN1 )	65	88	2494	10/2005	11/2008	Quantity required: 2
Wheel Brake Cylinder	R23070.7.1	Rear Axle	TOYOTA	HILUX VII Pickup ( N1 , N2 )	2.5 D-4D (KUN15 , KUN25 , K75 )	105	144	2494	10/2005		Quantity required: 2
Wheel Brake Cylinder	R23070.7.1	Rear Axle	TOYOTA	HILUX VII Pickup ( N1 , N2 )	2.7 (TGN16)	118	160	2694	08/2005	03/2012	Quantity required: 2
Wheel Brake Cylinder	R23070.7.1	Rear Axle	TOYOTA	HILUX VII Pickup ( N1 , N2 )	3.0 D (KUN16, KUN26)	126	171	2982	10/2006		Quantity required: 2
Brake Caliper	RX3898287A0	Rear Axle Left	TOYOTA	VERSO ( R2 )	1.6 (ZGR20 )	97	132	1598	04/2009		
Brake Caliper	RX3898287A0	Rear Axle Left	TOYOTA	VERSO ( R2 )	1.6 D4-D (WAR20 )	82	112	1598	11/2013		
Brake Caliper	RX3898287A0	Rear Axle Left	TOYOTA	VERSO ( R2 )	1.8 (ZGR21 )	108	147	1798	04/2009		
Brake Caliper	RX3898287A0	Rear Axle Left	TOYOTA	VERSO ( R2 )	2.0 D-4D (AUR20 )	91	124	1998	11/2012		
Brake Caliper	RX3898287A0	Rear Axle Left	TOYOTA	VERSO ( R2 )	2.0 D-4D (AUR20 )	93	126	1998	04/2009		
Brake Caliper	RX3898287A0	Rear Axle Left	TOYOTA	VERSO ( R2 )	2.2 D-CAT (AUR21 )	110	150	2231	04/2009		
Brake Caliper	RX3898287A0	Rear Axle Left	TOYOTA	VERSO ( R2 )	2.2 D-CAT (AUR21 )	130	177	2231	04/2009		
Brake Caliper	RX3898288A0	Rear Axle Right	TOYOTA	VERSO ( R2 )	1.6 (ZGR20 )	97	132	1598	04/2009		
Brake Caliper	RX3898288A0	Rear Axle Right	TOYOTA	VERSO ( R2 )	1.6 D4-D (WAR20 )	82	112	1598	11/2013		
Brake Caliper	RX3898288A0	Rear Axle Right	TOYOTA	VERSO ( R2 )	1.8 (ZGR21 )	108	147	1798	04/2009		
Brake Caliper	RX3898288A0	Rear Axle Right	TOYOTA	VERSO ( R2 )	2.0 D-4D (AUR20 )	91	124	1998	11/2012		
Brake Caliper	RX3898288A0	Rear Axle Right	TOYOTA	VERSO ( R2 )	2.0 D-4D (AUR20 )	93	126	1998	04/2009		
Brake Caliper	RX3898288A0	Rear Axle Right	TOYOTA	VERSO ( R2 )	2.2 D-CAT (AUR21 )	110	150	2231	04/2009		
Brake Caliper	RX3898288A0	Rear Axle Right	TOYOTA	VERSO ( R2 )	2.2 D-CAT (AUR21 )	130	177	2231	04/2009		
Brake Caliper	RX409881A0	Rear Axle Left	MERCEDES-BENZ	C-CLASS (W204)	C 250 CDI (204.003)	150	204	2143	08/2008	01/2014	
Brake Caliper	RX409881A0	Rear Axle Left	MERCEDES-BENZ	C-CLASS (W204)	C 250 CDI 4-matic (204.082)	150	204	2143	01/2011	01/2014	
Brake Caliper	RX409881A0	Rear Axle Left	MERCEDES-BENZ	C-CLASS (W204)	C 300 CDI 4-matic (204.092)	170	231	2987	01/2011	01/2014	
Brake Caliper	RX409881A0	Rear Axle Left	MERCEDES-BENZ	C-CLASS (W204)	C 320 CDI (204.022)	165	224	2987	01/2007	01/2014	
Brake Caliper	RX409881A0	Rear Axle Left	MERCEDES-BENZ	C-CLASS (W204)	C 320 CDI 4-matic (204.089)	165	224	2987	07/2007	01/2014	
Brake Caliper	RX409881A0	Rear Axle Left	MERCEDES-BENZ	C-CLASS (W204)	C 350 (204.056)	200	272	3498	01/2007	01/2014	
Brake Caliper	RX409881A0	Rear Axle Left	MERCEDES-BENZ	C-CLASS (W204)	C 350 4-matic (204.087)	200	272	3498	07/2007	01/2014	
Brake Caliper	RX409881A0	Rear Axle Left	MERCEDES-BENZ	C-CLASS (W204)	C 350 CDI (204.022)	165	224	2987	07/2009	01/2014	
Brake Caliper	RX409881A0	Rear Axle Left	MERCEDES-BENZ	C-CLASS (W204)	C 350 CDI (204.023)	195	265	2987	06/2011	01/2014	
Brake Caliper	RX409881A0	Rear Axle Left	MERCEDES-BENZ	C-CLASS (W204)	C 350 CDI (204.025)	170	231	2987	10/2009	01/2014	
Brake Caliper	RX409881A0	Rear Axle Left	MERCEDES-BENZ	C-CLASS (W204)	C 350 CDI 4-matic (204.089)	165	224	2987	07/2009	01/2014	

# Applications

No.: 2018-02

Date 10.04.2018

Description	FTE			KW	HP	CCM		
Brake Caliper	RX409881A0	Rear Axle Left	MERCEDES-BENZ	C-CLASS (W204)	C 350 CDI 4-matic (204.092)	170 231 2987	10/2009	01/2014
Brake Caliper	RX409881A0	Rear Axle Left	MERCEDES-BENZ	C-CLASS (W204)	C 350 CGI (204.065)	215 292 3498	09/2008	01/2014
Brake Caliper	RX409881A0	Rear Axle Left	MERCEDES-BENZ	C-CLASS T-Model (S204)	C 250 CDI (204.203)	150 204 2143	01/2009	08/2014
Brake Caliper	RX409881A0	Rear Axle Left	MERCEDES-BENZ	C-CLASS T-Model (S204)	C 250 CDI 4-matic (204.282)	150 204 2143	04/2010	08/2014
Brake Caliper	RX409881A0	Rear Axle Left	MERCEDES-BENZ	C-CLASS T-Model (S204)	C 320 CDI (204.222)	165 224 2987	08/2007	08/2014
Brake Caliper	RX409881A0	Rear Axle Left	MERCEDES-BENZ	C-CLASS T-Model (S204)	C 320 CDI 4-matic (204.289)	165 224 2987	08/2007	08/2014
Brake Caliper	RX409881A0	Rear Axle Left	MERCEDES-BENZ	C-CLASS T-Model (S204)	C 350 (204.256)	200 272 3498	08/2007	08/2014
Brake Caliper	RX409881A0	Rear Axle Left	MERCEDES-BENZ	C-CLASS T-Model (S204)	C 350 CDI (204.223)	195 265 2987	06/2011	08/2014
Brake Caliper	RX409881A0	Rear Axle Left	MERCEDES-BENZ	C-CLASS T-Model (S204)	C 350 CDI (204.225)	170 231 2987	10/2009	08/2014
Brake Caliper	RX409881A0	Rear Axle Left	MERCEDES-BENZ	C-CLASS T-Model (S204)	C 350 CDI 4-matic (204.292)	170 231 2987	10/2009	08/2014
Brake Caliper	RX409881A0	Rear Axle Left	MERCEDES-BENZ	C-CLASS T-Model (S204)	C 350 CGI (204.257)	225 306 3498	06/2011	08/2014
Brake Caliper	RX409881A0	Rear Axle Left	MERCEDES-BENZ	E-CLASS Convertible (A207)	E 350 BlueTEC (207.426)	185 252 2987	06/2013	
Brake Caliper	RX409881A0	Rear Axle Left	MERCEDES-BENZ	E-CLASS Convertible (A207)	E 350 BlueTEC / d (207.426)	190 258 2987	05/2014	
Brake Caliper	RX409881A0	Rear Axle Left	MERCEDES-BENZ	E-CLASS Convertible (A207)	E 350 CDI	195 265 2987	04/2011	
Brake Caliper	RX409881A0	Rear Axle Left	MERCEDES-BENZ	E-CLASS Convertible (A207)	E 350 CDI (207.422)	170 231 2987	01/2010	
Brake Caliper	RX409881A0	Rear Axle Left	MERCEDES-BENZ	E-CLASS Convertible (A207)	E 350 CGI (207.457)	215 292 3498	01/2010	
Brake Caliper	RX409881A0	Rear Axle Left	MERCEDES-BENZ	E-CLASS Convertible (A207)	E 500 (207.472)	285 388 5461	01/2010	
Brake Caliper	RX409881A0	Rear Axle Left	MERCEDES-BENZ	E-CLASS Coupe (C207)	E 350 BlueTEC	185 252 2987	03/2013	
Brake Caliper	RX409881A0	Rear Axle Left	MERCEDES-BENZ	E-CLASS Coupe (C207)	E 350 BlueTEC / d (207.326)	190 258 2987	05/2014	
Brake Caliper	RX409881A0	Rear Axle Left	MERCEDES-BENZ	E-CLASS Coupe (C207)	E 350 CDI	195 265 2987	04/2011	
Brake Caliper	RX409881A0	Rear Axle Left	MERCEDES-BENZ	E-CLASS Coupe (C207)	E 350 CDI (207.322)	170 231 2987	01/2009	
Brake Caliper	RX409881A0	Rear Axle Left	MERCEDES-BENZ	E-CLASS Coupe (C207)	E 350 CGI (207.357)	215 292 3498	01/2009	
Brake Caliper	RX409881A0	Rear Axle Left	MERCEDES-BENZ	E-CLASS Coupe (C207)	E 400	245 333 2996	06/2013	
Brake Caliper	RX409881A0	Rear Axle Left	MERCEDES-BENZ	E-CLASS Coupe (C207)	E 500 (207.372)	285 388 5461	01/2009	
Brake Caliper	RX409882A0	Rear Axle Right	MERCEDES-BENZ	C-CLASS (W204)	C 250 CDI (204.003)	150 204 2143	08/2008	01/2014
Brake Caliper	RX409882A0	Rear Axle Right	MERCEDES-BENZ	C-CLASS (W204)	C 250 CDI 4-matic (204.082)	150 204 2143	01/2011	01/2014
Brake Caliper	RX409882A0	Rear Axle Right	MERCEDES-BENZ	C-CLASS (W204)	C 300 CDI 4-matic (204.092)	170 231 2987	01/2011	01/2014
Brake Caliper	RX409882A0	Rear Axle Right	MERCEDES-BENZ	C-CLASS (W204)	C 320 CDI (204.022)	165 224 2987	01/2007	01/2014
Brake Caliper	RX409882A0	Rear Axle Right	MERCEDES-BENZ	C-CLASS (W204)	C 320 CDI 4-matic (204.089)	165 224 2987	07/2007	01/2014
Brake Caliper	RX409882A0	Rear Axle Right	MERCEDES-BENZ	C-CLASS (W204)	C 350 (204.056)	200 272 3498	01/2007	01/2014
Brake Caliper	RX409882A0	Rear Axle Right	MERCEDES-BENZ	C-CLASS (W204)	C 350 4-matic (204.087)	200 272 3498	07/2007	01/2014
Brake Caliper	RX409882A0	Rear Axle Right	MERCEDES-BENZ	C-CLASS (W204)	C 350 CDI (204.022)	165 224 2987	07/2009	01/2014
Brake Caliper	RX409882A0	Rear Axle Right	MERCEDES-BENZ	C-CLASS (W204)	C 350 CDI (204.023)	195 265 2987	06/2011	01/2014
Brake Caliper	RX409882A0	Rear Axle Right	MERCEDES-BENZ	C-CLASS (W204)	C 350 CDI (204.025)	170 231 2987	10/2009	01/2014
Brake Caliper	RX409882A0	Rear Axle Right	MERCEDES-BENZ	C-CLASS (W204)	C 350 CDI 4-matic (204.089)	165 224 2987	07/2009	01/2014
Brake Caliper	RX409882A0	Rear Axle Right	MERCEDES-BENZ	C-CLASS (W204)	C 350 CDI 4-matic (204.092)	170 231 2987	10/2009	01/2014
Brake Caliper	RX409882A0	Rear Axle Right	MERCEDES-BENZ	C-CLASS (W204)	C 350 CGI (204.065)	215 292 3498	09/2008	01/2014
Brake Caliper	RX409882A0	Rear Axle Right	MERCEDES-BENZ	C-CLASS T-Model (S204)	C 250 CDI (204.203)	150 204 2143	01/2009	08/2014
Brake Caliper	RX409882A0	Rear Axle Right	MERCEDES-BENZ	C-CLASS T-Model (S204)	C 250 CDI 4-matic (204.282)	150 204 2143	04/2010	08/2014
Brake Caliper	RX409882A0	Rear Axle Right	MERCEDES-BENZ	C-CLASS T-Model (S204)	C 320 CDI (204.222)	165 224 2987	08/2007	08/2014
Brake Caliper	RX409882A0	Rear Axle Right	MERCEDES-BENZ	C-CLASS T-Model (S204)	C 320 CDI 4-matic (204.289)	165 224 2987	08/2007	08/2014
Brake Caliper	RX409882A0	Rear Axle Right	MERCEDES-BENZ	C-CLASS T-Model (S204)	C 350 (204.256)	200 272 3498	08/2007	08/2014
Brake Caliper	RX409882A0	Rear Axle Right	MERCEDES-BENZ	C-CLASS T-Model (S204)	C 350 CDI (204.223)	195 265 2987	06/2011	08/2014
Brake Caliper	RX409882A0	Rear Axle Right	MERCEDES-BENZ	C-CLASS T-Model (S204)	C 350 CDI (204.225)	170 231 2987	10/2009	08/2014
Brake Caliper	RX409882A0	Rear Axle Right	MERCEDES-BENZ	C-CLASS T-Model (S204)	C 350 CDI 4-matic (204.292)	170 231 2987	10/2009	08/2014
Brake Caliper	RX409882A0	Rear Axle Right	MERCEDES-BENZ	C-CLASS T-Model (S204)	C 350 CGI (204.257)	225 306 3498	06/2011	08/2014
Brake Caliper	RX409882A0	Rear Axle Right	MERCEDES-BENZ	E-CLASS Convertible (A207)	E 350 BlueTEC (207.426)	185 252 2987	06/2013	
Brake Caliper	RX409882A0	Rear Axle Right	MERCEDES-BENZ	E-CLASS Convertible (A207)	E 350 BlueTEC / d (207.426)	190 258 2987	05/2014	
Brake Caliper	RX409882A0	Rear Axle Right	MERCEDES-BENZ	E-CLASS Convertible (A207)	E 350 CDI	195 265 2987	04/2011	
Brake Caliper	RX409882A0	Rear Axle Right	MERCEDES-BENZ	E-CLASS Convertible (A207)	E 350 CDI (207.422)	170 231 2987	01/2010	
Brake Caliper	RX409882A0	Rear Axle Right	MERCEDES-BENZ	E-CLASS Convertible (A207)	E 350 CGI (207.457)	215 292 3498	01/2010	
Brake Caliper	RX409882A0	Rear Axle Right	MERCEDES-BENZ	E-CLASS Convertible (A207)	E 500 (207.472)	285 388 5461	01/2010	
Brake Caliper	RX409882A0	Rear Axle Right	MERCEDES-BENZ	E-CLASS Coupe (C207)	E 350 BlueTEC	185 252 2987	03/2013	
Brake Caliper	RX409882A0	Rear Axle Right	MERCEDES-BENZ	E-CLASS Coupe (C207)	E 350 BlueTEC / d (207.326)	190 258 2987	05/2014	
Brake Caliper	RX409882A0	Rear Axle Right	MERCEDES-BENZ	E-CLASS Coupe (C207)	E 350 CDI	195 265 2987	04/2011	
Brake Caliper	RX409882A0	Rear Axle Right	MERCEDES-BENZ	E-CLASS Coupe (C207)	E 350 CDI (207.322)	170 231 2987	01/2009	
Brake Caliper	RX409882A0	Rear Axle Right	MERCEDES-BENZ	E-CLASS Coupe (C207)	E 350 CGI (207.357)	215 292 3498	01/2009	
Brake Caliper	RX409882A0	Rear Axle Right	MERCEDES-BENZ	E-CLASS Coupe (C207)	E 400	245 333 2996	06/2013	
Brake Caliper	RX409882A0	Rear Axle Right	MERCEDES-BENZ	E-CLASS Coupe (C207)	E 500 (207.372)	285 388 5461	01/2009	
Brake Caliper	RX439878A0	Front Axle Left	mitsubishi	L 200 (K7 T, K6 T)	2.4 4WD (K75T)	97 132 2351	06/1996	12/2007
Brake Caliper	RX439878A0	Front Axle Left	mitsubishi	L 200 (K7 T, K6 T)	2.5 TD 4WD (K74T)	73 99 2477	06/1996	12/2007
Brake Caliper	RX439878A0	Front Axle Left	mitsubishi	L 200 (K7 T, K6 T)	2.5 TD 4WD (K74T)	85 115 2477	09/2001	12/2007
Brake Caliper	RX439878A0	Front Axle Left	mitsubishi	L 200 (K7 T, K6 T)	2.5 TD 4WD (K74T)	98 133 2477	08/2001	12/2007
Brake Caliper	RX439879A0	Front Axle Right	mitsubishi	L 200 (K7 T, K6 T)	2.4 4WD (K75T)	97 132 2351	06/1996	12/2007
Brake Caliper	RX439879A0	Front Axle Right	mitsubishi	L 200 (K7 T, K6 T)	2.5 TD 4WD (K74T)	73 99 2477	06/1996	12/2007
Brake Caliper	RX439879A0	Front Axle Right	mitsubishi	L 200 (K7 T, K6 T)	2.5 TD 4WD (K74T)	85 115 2477	09/2001	12/2007
Brake Caliper	RX439879A0	Front Axle Right	mitsubishi	L 200 (K7 T, K6 T)	2.5 TD 4WD (K74T)	98 133 2477	08/2001	12/2007
Brake Caliper	RX449853A0	Rear Axle Left	VW	MULTIVAN V (7HM, 7HN, 7HF, 7HF)	1.9 TDI	62 84 1896	01/2006	11/2009
Brake Caliper	RX449853A0	Rear Axle Left	VW	MULTIVAN V (7HM, 7HN, 7HF, 7HF)	1.9 TDI	63 85 1896	04/2003	11/2009
Brake Caliper	RX449853A0	Rear Axle Left	VW	MULTIVAN V (7HM, 7HN, 7HF, 7HF)	1.9 TDI	75 102 1896	06/2006	11/2009
Brake Caliper	RX449853A0	Rear Axle Left	VW	MULTIVAN V (7HM, 7HN, 7HF, 7HF)	1.9 TDI	77 105 1896	04/2003	11/2009
Brake Caliper	RX449853A0	Rear Axle Left	VW	MULTIVAN V (7HM, 7HN, 7HF, 7HF)	2.0	85 115 1984	11/2003	08/2015
Brake Caliper	RX449853A0	Rear Axle Left	VW	MULTIVAN V (7HM, 7HN, 7HF, 2.0 BITDI)	132 180 1968	09/2009	08/2015	Brake System: TRW
Brake Caliper	RX449853A0	Rear Axle Left	VW	MULTIVAN V (7HM, 7HN, 7HF, 2.0 BITDI 4motion)	132 180 1968	09/2009	08/2015	Brake System: TRW
Brake Caliper	RX449853A0	Rear Axle Left	VW	MULTIVAN V (7HM, 7HN, 7HF, 2.0 TDI)	62 84 1968	09/2009	08/2015	Brake System: TRW
Brake Caliper	RX449853A0	Rear Axle Left	VW	MULTIVAN V (7HM, 7HN, 7HF, 2.0 TDI)	75 102 1968	09/2009	08/2015	Brake System: TRW
Brake Caliper	RX449853A0	Rear Axle Left	VW	MULTIVAN V (7HM, 7HN, 7HF, 2.0 TDI)	84 114 1968	05/2011	08/2015	Brake System: TRW
Brake Caliper	RX449853A0	Rear Axle Left	VW	MULTIVAN V (7HM, 7HN, 7HF, 2.0 TDI)	100 136 1968	05/2010	08/2015	Brake System: TRW
Brake Caliper	RX449853A0	Rear Axle Left	VW	MULTIVAN V (7HM, 7HN, 7HF, 2.0 TDI)	103 140 1968	09/2009	08/2015	Brake System: TRW





# Applications

No. : 2018-02

Date 10.04.2018

Description	FTE				KW	HP	CCM				
Brake Caliper	RX449854A0	Rear Axle Right	VW	TRANSPORTER V Bus (7HB, 7) 3.2 V6	173	235	3189	02/2004	11/2009	Brake System: TRW	
Brake Caliper	RX449854A0	Rear Axle Right	VW	TRANSPORTER V Bus (7HB, 7) 3.2 V6 4motion	173	235	3189	11/2003	11/2009	Brake System: TRW	
Brake Caliper	RX449854A0	Rear Axle Right	VW	TRANSPORTER V Platform/Ch2 1.9 TDI	62	84	1896	01/2006	11/2009	Brake System: TRW	
Brake Caliper	RX449854A0	Rear Axle Right	VW	TRANSPORTER V Platform/Ch2 1.9 TDI	63	85	1896	04/2003	11/2009	Brake System: TRW	
Brake Caliper	RX449854A0	Rear Axle Right	VW	TRANSPORTER V Platform/Ch2 1.9 TDI	75	102	1896	06/2006	11/2009	Brake System: TRW	
Brake Caliper	RX449854A0	Rear Axle Right	VW	TRANSPORTER V Platform/Ch2 1.9 TDI	77	105	1896	04/2003	11/2009	Brake System: TRW	
Brake Caliper	RX449854A0	Rear Axle Right	VW	TRANSPORTER V Platform/Ch2 2.0	85	115	1984	11/2003	05/2013	Brake System: TRW	
Brake Caliper	RX449854A0	Rear Axle Right	VW	TRANSPORTER V Platform/Ch2 2.0 BiTDI	132	180	1968	09/2009	08/2015	Brake System: TRW	
Brake Caliper	RX449854A0	Rear Axle Right	VW	TRANSPORTER V Platform/Ch2 2.0 TDI	132	180	1968	09/2009	08/2015	Brake System: TRW	
Brake Caliper	RX449854A0	Rear Axle Right	VW	TRANSPORTER V Platform/Ch2 2.0 TDI	62	84	1968	09/2009	08/2015	Brake System: TRW	
Brake Caliper	RX449854A0	Rear Axle Right	VW	TRANSPORTER V Platform/Ch2 2.0 TDI	75	102	1968	09/2009	08/2015	Brake System: TRW	
Brake Caliper	RX449854A0	Rear Axle Right	VW	TRANSPORTER V Platform/Ch2 2.0 TDI	84	114	1968	05/2011	08/2015	Brake System: TRW	
Brake Caliper	RX449854A0	Rear Axle Right	VW	TRANSPORTER V Platform/Ch2 2.0 TDI	100	136	1968	05/2010	08/2015	Brake System: TRW	
Brake Caliper	RX449854A0	Rear Axle Right	VW	TRANSPORTER V Platform/Ch2 2.0 TDI	103	140	1968	09/2009	08/2015	Brake System: TRW	
Brake Caliper	RX449854A0	Rear Axle Right	VW	TRANSPORTER V Platform/Ch2 2.0 TDI 4motion	100	136	1968	05/2010	08/2015	Brake System: TRW	
Brake Caliper	RX449854A0	Rear Axle Right	VW	TRANSPORTER V Platform/Ch2 2.0 TDI 4motion	103	140	1968	09/2009	08/2015	Brake System: TRW	
Brake Caliper	RX449854A0	Rear Axle Right	VW	TRANSPORTER V Platform/Ch2 2.0 TSI	110	150	1984	07/2012	08/2015	Brake System: TRW	
Brake Caliper	RX449854A0	Rear Axle Right	VW	TRANSPORTER V Platform/Ch2 2.5 TDI	96	130	2461	04/2003	11/2009	Brake System: TRW	
Brake Caliper	RX449854A0	Rear Axle Right	VW	TRANSPORTER V Platform/Ch2 2.5 TDI	128	174	2461	04/2003	11/2009	Brake System: TRW	
Brake Caliper	RX449854A0	Rear Axle Right	VW	TRANSPORTER V Platform/Ch2 2.5 TDI 4motion	96	130	2461	07/2004	11/2009	Brake System: TRW	
Brake Caliper	RX449854A0	Rear Axle Right	VW	TRANSPORTER V Platform/Ch2 2.5 TDI 4motion	128	174	2461	04/2004	11/2009	Brake System: TRW	
Brake Caliper	RX449854A0	Rear Axle Right	VW	TRANSPORTER V Platform/Ch2 3.2 4motion	170	231	3189	11/2003	11/2009	Brake System: TRW	
Brake Caliper	RX449854A0	Rear Axle Right	VW	TRANSPORTER V Platform/Ch2 3.2 V6	170	231	3189	02/2004	11/2009	Brake System: TRW	
Brake Caliper	RX449854A0	Rear Axle Right	VW	TRANSPORTER V Platform/Ch2 3.2 V6	173	235	3189	08/2003	05/2006	Brake System: TRW	
Brake Caliper	RX4598345A0	Front Axle Left	RENAULT	KOLEOS I (HY )	110	150	1995	09/2008		Wheelbase: Long Wheelbase	
Brake Caliper	RX4598345A0	Front Axle Left	RENAULT	KOLEOS I (HY )	127	173	1995	09/2008		Wheelbase: Long Wheelbase	
Brake Caliper	RX4598345A0	Front Axle Left	RENAULT	KOLEOS I (HY )	110	150	1995	09/2008		Wheelbase: Long Wheelbase	
Brake Caliper	RX4598345A0	Front Axle Left	RENAULT	KOLEOS I (HY )	126	171	2488	09/2008		Wheelbase: Long Wheelbase	
Brake Caliper	RX4598345A0	Front Axle Left	RENAULT	KOLEOS I (HY )	126	171	2488	09/2008		Wheelbase: Long Wheelbase	
Brake Caliper	RX4598345A0	Front Axle Left	NISSAN	MURANO I (Z50)	172	234	3498	08/2003	09/2008		
Brake Caliper	RX4598345A0	Front Axle Left	NISSAN	MURANO II (Z51)	140	190	2488	01/2010	09/2014		
Brake Caliper	RX4598345A0	Front Axle Left	NISSAN	MURANO II (Z51)	183	249	3498	12/2010	09/2014		
Brake Caliper	RX4598345A0	Front Axle Left	NISSAN	MURANO II (Z51)	188	256	3498	10/2008	09/2014		
Brake Caliper	RX4598345A0	Front Axle Left	NISSAN	QASHQAI / QASHQAI +2 I (J10)	96	130	1598	10/2011	12/2013	Wheelbase: Long Wheelbase	
Brake Caliper	RX4598345A0	Front Axle Left	NISSAN	QASHQAI / QASHQAI +2 I (J10)	1.6 dCi All-wheel Drive	96	130	1598	10/2011	12/2013	Wheelbase: Long Wheelbase
Brake Caliper	RX4598345A0	Front Axle Left	NISSAN	QASHQAI / QASHQAI +2 I (J10)	2.0 All-wheel Drive	104	141	1997	02/2007	12/2013	Wheelbase: Long Wheelbase
Brake Caliper	RX4598345A0	Front Axle Left	NISSAN	QASHQAI / QASHQAI +2 I (J10)	2.0 dCi	110	150	1995	02/2007	12/2013	Wheelbase: Long Wheelbase
Brake Caliper	RX4598345A0	Front Axle Left	NISSAN	QASHQAI / QASHQAI +2 I (J10)	2.0 dCi All-wheel Drive	110	150	1995	02/2007	12/2013	Wheelbase: Long Wheelbase
Brake Caliper	RX4598345A0	Front Axle Right	RENAULT	KOLEOS I (HY )	110	150	1995	09/2008		Wheelbase: Long Wheelbase	
Brake Caliper	RX4598345A0	Front Axle Right	RENAULT	KOLEOS I (HY )	127	173	1995	09/2008		Wheelbase: Long Wheelbase	
Brake Caliper	RX4598345A0	Front Axle Right	RENAULT	KOLEOS I (HY )	110	150	1995	09/2008		Wheelbase: Long Wheelbase	
Brake Caliper	RX4598345A0	Front Axle Right	RENAULT	KOLEOS I (HY )	126	171	2488	09/2008		Wheelbase: Long Wheelbase	
Brake Caliper	RX4598345A0	Front Axle Right	RENAULT	KOLEOS I (HY )	126	171	2488	09/2008		Wheelbase: Long Wheelbase	
Brake Caliper	RX4598345A0	Front Axle Right	NISSAN	MURANO I (Z50)	172	234	3498	08/2003	09/2008		
Brake Caliper	RX4598345A0	Front Axle Right	NISSAN	MURANO II (Z51)	140	190	2488	01/2010	09/2014		
Brake Caliper	RX4598345A0	Front Axle Right	NISSAN	MURANO II (Z51)	183	249	3498	12/2010	09/2014		
Brake Caliper	RX4598345A0	Front Axle Right	NISSAN	MURANO II (Z51)	188	256	3498	10/2008	09/2014		
Brake Caliper	RX4598345A0	Front Axle Right	NISSAN	QASHQAI / QASHQAI +2 I (J10)	1.6 dCi	96	130	1598	10/2011	12/2013	Wheelbase: Long Wheelbase
Brake Caliper	RX4598345A0	Front Axle Right	NISSAN	QASHQAI / QASHQAI +2 I (J10)	1.6 dCi All-wheel Drive	96	130	1598	10/2011	12/2013	Wheelbase: Long Wheelbase
Brake Caliper	RX4598345A0	Front Axle Right	NISSAN	QASHQAI / QASHQAI +2 I (J10)	2.0 All-wheel Drive	104	141	1997	02/2007	12/2013	Wheelbase: Long Wheelbase
Brake Caliper	RX4598345A0	Front Axle Right	NISSAN	QASHQAI / QASHQAI +2 I (J10)	2.0 dCi	110	150	1995	02/2007	12/2013	Wheelbase: Long Wheelbase
Brake Caliper	RX4598345A0	Front Axle Right	NISSAN	QASHQAI / QASHQAI +2 I (J10)	2.0 dCi All-wheel Drive	110	150	1995	02/2007	12/2013	Wheelbase: Long Wheelbase
Brake Caliper	RX4598345A0	Front Axle Right	NISSAN	QASHQAI / QASHQAI +2 I (J10)	2.0 dCi	110	150	1995	02/2007	12/2013	Wheelbase: Long Wheelbase
Brake Caliper	RX639804A0	Front Axle Left	TOYOTA	AURIS ( E15 )	73	99	1798	09/2010	09/2012		
Brake Caliper	RX639804A0	Front Axle Left	TOYOTA	AURIS ( E18 )	73	99	1798	10/2012		Vehicle Equipment: for vehicles with panorama sunroof	
Brake Caliper	RX639804A0	Front Axle Left	TOYOTA	PRIUS PLUS ( W4 )	73	99	1798	05/2011			
Brake Caliper	RX639804A0	Front Axle Left	TOYOTA	RAV 4 III ( A3 )	109	148	1987	03/2009			
Brake Caliper	RX639804A0	Front Axle Left	TOYOTA	RAV 4 III ( A3 )	116	158	1987	12/2008			
Brake Caliper	RX639804A0	Front Axle Left	TOYOTA	RAV 4 III ( A3 )	109	148	1987	03/2009			
Brake Caliper	RX639804A0	Front Axle Left	TOYOTA	RAV 4 III ( A3 )	112	152	1998	03/2006			
Brake Caliper	RX639804A0	Front Axle Left	TOYOTA	RAV 4 III ( A3 )	116	158	1987	12/2008			
Brake Caliper	RX639804A0	Front Axle Left	TOYOTA	RAV 4 III ( A3 )	110	150	2231	12/2008	12/2013		
Brake Caliper	RX639804A0	Front Axle Left	TOYOTA	RAV 4 III ( A3 )	100	136	2231	03/2006			
Brake Caliper	RX639804A0	Front Axle Left	TOYOTA	RAV 4 III ( A3 )	110	150	2231	12/2008	12/2013		
Brake Caliper	RX639804A0	Front Axle Left	TOYOTA	RAV 4 III ( A3 )	130	177	2231	03/2006			
Brake Caliper	RX639804A0	Front Axle Left	TOYOTA	RAV 4 III ( A3 )	125	170	2362	11/2005			
Brake Caliper	RX639804A0	Front Axle Left	TOYOTA	RAV 4 III ( A3 )	125	170	2362	11/2005			
Brake Caliper	RX639804A0	Front Axle Left	TOYOTA	RAV 4 III ( A3 )	198	269	3456	11/2005			
Brake Caliper	RX639804A0	Front Axle Left	TOYOTA	RAV 4 III ( A3 )	201	273	3456	11/2005			
Brake Caliper	RX639804A0	Front Axle Left	TOYOTA	RAV 4 IV ( A4 )	107	146	1987	12/2012		for brake disc diameter: 296 mm	
Brake Caliper	RX639804A0	Front Axle Left	TOYOTA	RAV 4 IV ( A4 )	111	151	1987	12/2012		for brake disc diameter: 296 mm	
Brake Caliper	RX639804A0	Front Axle Left	TOYOTA	RAV 4 IV ( A4 )	112	151	1967	04/2015		for brake disc diameter: 296 mm	
Brake Caliper	RX639804A0	Front Axle Left	TOYOTA	RAV 4 IV ( A4 )	91	124	1968	12/2012		for brake disc diameter: 296 mm	
Brake Caliper	RX639804A0	Front Axle Left	TOYOTA	RAV 4 IV ( A4 )	105	143	1995	10/2015		for brake disc diameter: 296 mm	
Brake Caliper	RX639804A0	Front Axle Left	TOYOTA	RAV 4 IV ( A4 )	91	124	1998	01/2013		for brake disc diameter: 296 mm	
Brake Caliper	RX639804A0	Front Axle Left	TOYOTA	RAV 4 IV ( A4 )	110	150	2231	12/2012		for brake disc diameter: 296 mm	
Brake Caliper	RX639804A0	Front Axle Left	TOYOTA	RAV 4 IV ( A4 )	131	178	2494	12/2012		for brake disc diameter: 296 mm	
Brake Caliper	RX639804A0	Front Axle Left	TOYOTA	RAV 4 IV ( A4 )	132	180	2494	12/2012		for brake disc diameter: 296 mm	
Brake Caliper	RX639804A0	Front Axle Left	TOYOTA	RAV 4 IV ( A4 )	131	178	2494	12/2012		for brake disc diameter: 296 mm	
Brake Caliper	RX639804A0	Front Axle Left	TOYOTA	RAV 4 IV ( A4 )	132	180	2494	12/2012		for brake disc diameter: 296 mm	

# Applications

No.: 2018-02





Date 10.04.2018

Description	FTE			KW	HP	CCM			
Brake Caliper	RX639804A0	Front Axle Left	TOYOTA RAV 4 IV ( A4 )	2.5 Hybrid (AVA42 , AVA44 )	114	155	2494	10/2015	for brake disc diameter: 296 mm
Brake Caliper	RX639804A0	Front Axle Left	TOYOTA RAV 4 IV ( A4 )	2.5 Hybrid 4WD (AVA44 )	114	155	2494	10/2015	for brake disc diameter: 296 mm
Brake Caliper	RX639805A0	Front Axle Right	TOYOTA AURIS ( E15 )	1.8 Hybrid (ZWE150 )	73	99	1798	09/2010	09/2012
Brake Caliper	RX639805A0	Front Axle Right	TOYOTA AURIS ( E18 )	1.8 Hybrid (ZWE186 )	73	99	1798	10/2012	Vehicle Equipment: for vehicles with panorama sunroof
Brake Caliper	RX639805A0	Front Axle Right	TOYOTA PRIUS PLUS ( W4 )	1.8 Hybrid (ZVW4 )	73	99	1798	05/2011	
Brake Caliper	RX639805A0	Front Axle Right	TOYOTA RAV 4 III ( A3 )	2.0	109	148	1987	03/2009	
Brake Caliper	RX639805A0	Front Axle Right	TOYOTA RAV 4 III ( A3 )	2.0 (ZSA35 )	116	158	1987	12/2008	
Brake Caliper	RX639805A0	Front Axle Right	TOYOTA RAV 4 III ( A3 )	2.0 4WD	109	148	1987	03/2009	
Brake Caliper	RX639805A0	Front Axle Right	TOYOTA RAV 4 III ( A3 )	2.0 4WD (ACA30 )	112	152	1998	03/2006	
Brake Caliper	RX639805A0	Front Axle Right	TOYOTA RAV 4 III ( A3 )	2.0 4WD (ZSA30 )	116	158	1987	12/2008	
Brake Caliper	RX639805A0	Front Axle Right	TOYOTA RAV 4 III ( A3 )	2.2 D (ALA35 )	110	150	2231	12/2008	12/2013
Brake Caliper	RX639805A0	Front Axle Right	TOYOTA RAV 4 III ( A3 )	2.2 D 4WD (ALA30 )	100	136	2231	03/2006	
Brake Caliper	RX639805A0	Front Axle Right	TOYOTA RAV 4 III ( A3 )	2.2 D 4WD (ALA30 )	110	150	2231	12/2008	12/2013
Brake Caliper	RX639805A0	Front Axle Right	TOYOTA RAV 4 III ( A3 )	2.2 D 4WD (ALA30 )	130	177	2231	03/2006	
Brake Caliper	RX639805A0	Front Axle Right	TOYOTA RAV 4 III ( A3 )	2.4 (ACA33)	125	170	2362	11/2005	
Brake Caliper	RX639805A0	Front Axle Right	TOYOTA RAV 4 III ( A3 )	2.4 4WD (ACR38)	125	170	2362	11/2005	
Brake Caliper	RX639805A0	Front Axle Right	TOYOTA RAV 4 III ( A3 )	3.5 4WD	198	269	3456	11/2005	
Brake Caliper	RX639805A0	Front Axle Right	TOYOTA RAV 4 III ( A3 )	3.5 4WD (GSA33)	201	273	3456	11/2005	
Brake Caliper	RX639805A0	Front Axle Right	TOYOTA RAV 4 IV ( A4 )	2.0 (ZSA42)	107	146	1987	12/2012	for brake disc diameter: 296 mm
Brake Caliper	RX639805A0	Front Axle Right	TOYOTA RAV 4 IV ( A4 )	2.0 4WD (ZSA44 )	111	151	1987	12/2012	for brake disc diameter: 296 mm
Brake Caliper	RX639805A0	Front Axle Right	TOYOTA RAV 4 IV ( A4 )	2.0 4WD (ZSA44 )	112	151	1987	04/2015	for brake disc diameter: 296 mm
Brake Caliper	RX639805A0	Front Axle Right	TOYOTA RAV 4 IV ( A4 )	2.0 D (ALA40 )	91	124	1998	12/2012	for brake disc diameter: 296 mm
Brake Caliper	RX639805A0	Front Axle Right	TOYOTA RAV 4 IV ( A4 )	2.0 D (WWA42 )	105	143	1995	10/2015	for brake disc diameter: 296 mm
Brake Caliper	RX639805A0	Front Axle Right	TOYOTA RAV 4 IV ( A4 )	2.0 D 4WD (ALA41 )	91	124	1998	01/2013	for brake disc diameter: 296 mm
Brake Caliper	RX639805A0	Front Axle Right	TOYOTA RAV 4 IV ( A4 )	2.2 D 4WD (ALA49)	110	150	2231	12/2012	for brake disc diameter: 296 mm
Brake Caliper	RX639805A0	Front Axle Right	TOYOTA RAV 4 IV ( A4 )	2.5	131	178	2494	12/2012	for brake disc diameter: 296 mm
Brake Caliper	RX639805A0	Front Axle Right	TOYOTA RAV 4 IV ( A4 )	2.5	132	180	2494	12/2012	for brake disc diameter: 296 mm
Brake Caliper	RX639805A0	Front Axle Right	TOYOTA RAV 4 IV ( A4 )	2.5 4WD	131	178	2494	12/2012	for brake disc diameter: 296 mm
Brake Caliper	RX639805A0	Front Axle Right	TOYOTA RAV 4 IV ( A4 )	2.5 4WD (ASA44)	132	180	2494	12/2012	for brake disc diameter: 296 mm
Brake Caliper	RX639805A0	Front Axle Right	TOYOTA RAV 4 IV ( A4 )	2.5 Hybrid (AVA42 , AVA44 )	114	155	2494	10/2015	for brake disc diameter: 296 mm
Brake Caliper	RX639805A0	Front Axle Right	TOYOTA RAV 4 IV ( A4 )	2.5 Hybrid 4WD (AVA44 )	114	155	2494	10/2015	for brake disc diameter: 296 mm
Central Slave Cylinder, clutch	ZA2407.4.6		PEUGEOT 2008	1.2 THP 130	96	130	1199	01/2015	Transmission Type: Manual Transmission, 6-speed
Central Slave Cylinder, clutch	ZA2407.4.6		PEUGEOT 2008	1.6 BlueHdi 120	88	120	1560	07/2014	Transmission Type: Manual Transmission, 6-speed
Central Slave Cylinder, clutch	ZA2407.4.6		PEUGEOT 2008	1.6 HDi	84	114	1560	03/2013	Transmission Type: Manual Transmission, 6-speed
Central Slave Cylinder, clutch	ZA2407.4.6		PEUGEOT 2008	1.6 HDi	85	116	1560	07/2014	Transmission Type: Manual Transmission, 6-speed
Central Slave Cylinder, clutch	ZA2407.4.6		PEUGEOT 207 (WA , WC )	1.6 HDi 110	82	112	1560	08/2009	Transm. Type: MC
Central Slave Cylinder, clutch	ZA2407.4.6		PEUGEOT 207 CC (WD )	1.6 HDi	82	112	1560	08/2009	Transm. Type: MC
Central Slave Cylinder, clutch	ZA2407.4.6		PEUGEOT 207 SW (WK )	1.6 HDi	82	112	1560	08/2009	Transm. Type: MC
Central Slave Cylinder, clutch	ZA2407.4.6		PEUGEOT 208	1.6	115	156	1598	03/2012	Transm. Type: BVM6
Central Slave Cylinder, clutch	ZA2407.4.6		PEUGEOT 208	1.6 BlueHdi 120	88	120	1560	11/2013	Transmission Type: Manual Transmission, 6-speed
Central Slave Cylinder, clutch	ZA2407.4.6		PEUGEOT 208	1.6 GTI	147	200	1598	08/2012	Transm. Type: BVM6
Central Slave Cylinder, clutch	ZA2407.4.6		PEUGEOT 208	1.6 GTI	153	208	1598	10/2014	Transmission Type: Manual Transmission, 6-speed
Central Slave Cylinder, clutch	ZA2407.4.6		PEUGEOT 208	1.6 HDi	84	114	1560	03/2012	Transmission Type: Manual Transmission, 6-speed
Central Slave Cylinder, clutch	ZA2407.4.6		PEUGEOT 208	1.6 HDi	85	116	1560	04/2014	Transmission Type: Manual Transmission, 6-speed
Central Slave Cylinder, clutch	ZA2407.4.6		PEUGEOT 208	1.6 THP 165	121	165	1598	03/2015	Transmission Type: Manual Transmission, 6-speed
Central Slave Cylinder, clutch	ZA2407.4.6		PEUGEOT 3008 MPV (0U )	1.2	96	131	1199	01/2015	Transm. Type: MC
Central Slave Cylinder, clutch	ZA2407.4.6		PEUGEOT 3008 MPV (0U )	1.6 BlueHdi 120	88	120	1560	05/2014	Transm. Type: MC
Central Slave Cylinder, clutch	ZA2407.4.6		PEUGEOT 3008 MPV (0U )	1.6 HDi	82	112	1560	08/2010	Transm. Type: MC
Central Slave Cylinder, clutch	ZA2407.4.6		PEUGEOT 3008 MPV (0U )	1.6 HDi	84	114	1560	03/2013	Transm. Type: MC
Central Slave Cylinder, clutch	ZA2407.4.6		PEUGEOT 3008 MPV (0U )	1.6 HDi 115 / BlueHdi 115	85	116	1560	02/2013	Transm. Type: MC
Central Slave Cylinder, clutch	ZA2407.4.6		PEUGEOT 3008 MPV (0U )	1.6 THP	115	156	1598	03/2010	Org. No. from: 12167
Central Slave Cylinder, clutch	ZA2407.4.6		PEUGEOT 308 (4A , 4C )	1.6 16V	115	156	1598	10/2009	Transm. Type: MC
Central Slave Cylinder, clutch	ZA2407.4.6		PEUGEOT 308 (4A , 4C )	1.6 GTI	147	200	1598	07/2010	Transm. Type: MC
Central Slave Cylinder, clutch	ZA2407.4.6		PEUGEOT 308 (4A , 4C )	1.6 HDi	82	112	1560	12/2009	Transm. Type: MC
Central Slave Cylinder, clutch	ZA2407.4.6		PEUGEOT 308 (4A , 4C )	1.6 HDi	84	114	1560	03/2013	Transm. Type: MC
Central Slave Cylinder, clutch	ZA2407.4.6		PEUGEOT 308 CC (4B )	1.6 16V	115	156	1598	06/2009	Transm. Type: MC
Central Slave Cylinder, clutch	ZA2407.4.6		PEUGEOT 308 CC (4B )	1.6 HDi	82	112	1560	06/2009	Transm. Type: MC
Central Slave Cylinder, clutch	ZA2407.4.6		PEUGEOT 308 CC (4B )	1.6 HDi	84	114	1560	03/2013	Transm. Type: MC
Central Slave Cylinder, clutch	ZA2407.4.6		PEUGEOT 308 CC (4B )	1.6 THP	147	200	1598	10/2010	Transm. Type: MC
Central Slave Cylinder, clutch	ZA2407.4.6		PEUGEOT 308 SW (4E , 4H )	1.6 16V	115	156	1598	10/2009	Transm. Type: MC
Central Slave Cylinder, clutch	ZA2407.4.6		PEUGEOT 308 SW (4E , 4H )	1.6 HDi	82	112	1560	12/2009	Transm. Type: MC
Central Slave Cylinder, clutch	ZA2407.4.6		PEUGEOT 308 SW (4E , 4H )	1.6 HDi	84	114	1560	03/2013	Transm. Type: MC
Central Slave Cylinder, clutch	ZA2407.4.6		PEUGEOT 5008	1.6 16V	115	156	1598	03/2010	Org. No. from: 12167
Central Slave Cylinder, clutch	ZA2407.4.6		PEUGEOT 5008	1.6 HDi	82	112	1560	08/2010	Transm. Type: MC
Central Slave Cylinder, clutch	ZA2407.4.6		PEUGEOT 5008	1.6 HDi	84	114	1560	03/2013	Transm. Type: MC
Central Slave Cylinder, clutch	ZA2407.4.6		PEUGEOT 508	1.6	120	163	1598	01/2012	Transm. Type: MC
Central Slave Cylinder, clutch	ZA2407.4.6		PEUGEOT 508	1.6	121	165	1598	09/2011	Transm. Type: MC
Central Slave Cylinder, clutch	ZA2407.4.6		PEUGEOT 508	1.6 BlueHdi 120	88	120	1560	03/2014	Transm. Type: MC
Central Slave Cylinder, clutch	ZA2407.4.6		PEUGEOT 508	1.6 HDi	85	116	1560	09/2014	Transm. Type: MC
Central Slave Cylinder, clutch	ZA2407.4.6		PEUGEOT 508	1.6 THP	110	150	1598	11/2010	Transm. Type: MC
Central Slave Cylinder, clutch	ZA2407.4.6		PEUGEOT 508	1.6 THP	115	156	1598	11/2010	Transm. Type: MC
Central Slave Cylinder, clutch	ZA2407.4.6		PEUGEOT 508 SW	1.6	121	165	1598	02/2012	Transm. Type: MC
Central Slave Cylinder, clutch	ZA2407.4.6		PEUGEOT 508 SW	1.6 BlueHdi 120	88	120	1560	03/2014	Transm. Type: MC
Central Slave Cylinder, clutch	ZA2407.4.6		PEUGEOT 508 SW	1.6 HDi	85	116	1560	09/2014	Transm. Type: MC
Central Slave Cylinder, clutch	ZA2407.4.6		PEUGEOT 508 SW	1.6 THP	110	150	1598	11/2010	Transm. Type: MC
Central Slave Cylinder, clutch	ZA2407.4.6		PEUGEOT 508 SW	1.6 THP	115	156	1598	11/2010	Transm. Type: MC
Central Slave Cylinder, clutch	ZA2407.4.6		CITROEN BERLINGO (B9)	1.6 BlueHdi 120	88	120	1560	12/2014	Transmission Type: Manual Transmission, 6-speed
Central Slave Cylinder, clutch	ZA2407.4.6		CITROEN BERLINGO Box (B9)	1.6 BlueHdi 120	88	120	1560	12/2014	Transmission Type: Manual Transmission, 6-speed
Central Slave Cylinder, clutch	ZA2407.4.6		CITROEN C3 II	1.6 HDi 110	82	112	1560	11/2009	Transm. Type: MC

# Applications

No.: 2018-02

Date 10.04.2018

Description	FTE			KW	HP	CCM					
Central Slave Cylinder, clutch	ZA2407.4.6		CITROËN	C3 II	1.6 HDi 115	84	114	1560	09/2012		Transm. Type: MC
Central Slave Cylinder, clutch	ZA2407.4.6		CITROËN	C3 Picasso	1.6 HDi 110	82	112	1560	05/2010		Transm. Type: MC
Central Slave Cylinder, clutch	ZA2407.4.6		CITROËN	C3 Picasso	1.6 HDi 115	84	114	1560	01/2013		Transm. Type: MC
Central Slave Cylinder, clutch	ZA2407.4.6		CITROËN	C4 Grand Picasso I (UA )	1.6 HDi 110	82	112	1560	09/2010		Transm. Type: MC
Central Slave Cylinder, clutch	ZA2407.4.6		CITROËN	C4 Grand Picasso II	1.2 THP 130	96	130	1199	04/2014		Transm. Type: MC
Central Slave Cylinder, clutch	ZA2407.4.6		CITROËN	C4 Grand Picasso II	1.6 THP 155	115	156	1598	09/2013		Transm. Type: MC
Central Slave Cylinder, clutch	ZA2407.4.6		CITROËN	C4 II (B7)	1.2 THP 130	96	130	1199	04/2014		Transm. Type: MC
Central Slave Cylinder, clutch	ZA2407.4.6		CITROËN	C4 II (B7)	1.6 BlueHDI 115	85	115	1560	08/2014		Transm. Type: MC
Central Slave Cylinder, clutch	ZA2407.4.6		CITROËN	C4 II (B7)	1.6 BlueHDI 120	88	120	1560	02/2015		Transm. Type: MC
Central Slave Cylinder, clutch	ZA2407.4.6		CITROËN	C4 II (B7)	1.6 HDi 110	82	112	1560	11/2009		Transm. Type: MC
Central Slave Cylinder, clutch	ZA2407.4.6		CITROËN	C4 II (B7)	1.6 HDi 115	84	114	1560	07/2012		Transm. Type: MC
Central Slave Cylinder, clutch	ZA2407.4.6		CITROËN	C4 Picasso I MPV (UD )	1.6 HDi 110	82	112	1560	09/2010	08/2013	Transm. Type: MC
Central Slave Cylinder, clutch	ZA2407.4.6		CITROËN	C4 Picasso II	1.2 THP 110	81	110	1199	04/2016		Transm. Type: MC
Central Slave Cylinder, clutch	ZA2407.4.6		CITROËN	C4 Picasso II	1.2 THP 130	96	130	1199	04/2014		Transm. Type: MC
Central Slave Cylinder, clutch	ZA2407.4.6		CITROËN	C4 Picasso II	1.6 THP 155	115	156	1598	02/2013		Transm. Type: MC
Central Slave Cylinder, clutch	ZA2407.4.6		CITROËN	C5 III (RD )	1.6 THP 150	110	150	1598	07/2010		Transm. Type: MC
Central Slave Cylinder, clutch	ZA2407.4.6		CITROËN	C5 III (RD )	1.6 THP 155	115	156	1598	04/2009		Transm. Type: MC
Central Slave Cylinder, clutch	ZA2407.4.6		CITROËN	C5 III Break (TD )	1.6 THP 150	110	150	1598	04/2009		Transm. Type: MC
Central Slave Cylinder, clutch	ZA2407.4.6		CITROËN	C5 III Break (TD )	1.6 THP 155	115	156	1598	04/2009		Transm. Type: MC
Central Slave Cylinder, clutch	ZA2407.4.6		DS	DS 3	1.2 THP 130	96	130	1199	09/2015		Transm. Type: MC
Central Slave Cylinder, clutch	ZA2407.4.6		DS	DS 3	1.6 BlueHDI 120	88	120	1560	07/2015		Transm. Type: MC
Central Slave Cylinder, clutch	ZA2407.4.6		DS	DS 3	1.6 THP	120	163	1598	07/2015		Transm. Type: MC
Central Slave Cylinder, clutch	ZA2407.4.6		DS	DS 3	1.6 THP 165	121	165	1598	07/2015		Transm. Type: MC
Central Slave Cylinder, clutch	ZA2407.4.6		DS	DS 3	1.6 THP 208	153	208	1598	09/2015		Transm. Type: MC
Central Slave Cylinder, clutch	ZA2407.4.6		DS	DS 3 Convertible	1.2 THP 130	96	130	1199	09/2015		Transm. Type: MC
Central Slave Cylinder, clutch	ZA2407.4.6		DS	DS 3 Convertible	1.6 BlueHDI 120	88	120	1560	07/2015		Transm. Type: MC
Central Slave Cylinder, clutch	ZA2407.4.6		DS	DS 3 Convertible	1.6 THP	120	163	1598	07/2015		Transm. Type: MC
Central Slave Cylinder, clutch	ZA2407.4.6		DS	DS 3 Convertible	1.6 THP 165	121	165	1598	07/2015		Transm. Type: MC
Central Slave Cylinder, clutch	ZA2407.4.6		DS	DS 3 Convertible	1.6 THP 208	153	208	1598	09/2015		Transm. Type: MC
Central Slave Cylinder, clutch	ZA2407.4.6		DS	DS 4 / DS 4 CROSSBACK	1.2 THP 130	96	130	1199	07/2015		Transm. Type: MC
Central Slave Cylinder, clutch	ZA2407.4.6		DS	DS 4 / DS 4 CROSSBACK	1.6 BlueHDI 120	88	120	1560	07/2015		Transm. Type: MC
Central Slave Cylinder, clutch	ZA2407.4.6		DS	DS 4 / DS 4 CROSSBACK	1.6 THP 210	155	210	1598	07/2015		Transm. Type: MC
Central Slave Cylinder, clutch	ZA2407.4.6		DS	DS 4 / DS 4 CROSSBACK	2.0 BlueHDI 150	110	150	1997	07/2015		Transm. Type: ML6C
Central Slave Cylinder, clutch	ZA2407.4.6		CITROËN	DS3	1.6	120	163	1598	01/2012	07/2015	Transm. Type: MC
Central Slave Cylinder, clutch	ZA2407.4.6		CITROËN	DS3	1.6 BlueHDI 120	88	120	1560	10/2013	07/2015	Transm. Type: MC
Central Slave Cylinder, clutch	ZA2407.4.6		CITROËN	DS3	1.6 HDi 110	82	112	1560	11/2009	07/2015	Transm. Type: MC
Central Slave Cylinder, clutch	ZA2407.4.6		CITROËN	DS3	1.6 HDi 115	84	114	1560	08/2012	07/2015	Transm. Type: MC
Central Slave Cylinder, clutch	ZA2407.4.6		CITROËN	DS3	1.6 HDi 115	85	115	1560	10/2013	07/2015	Transm. Type: MC
Central Slave Cylinder, clutch	ZA2407.4.6		CITROËN	DS3	1.6 Racing	147	200	1598	02/2011	07/2015	Transm. Type: MC
Central Slave Cylinder, clutch	ZA2407.4.6		CITROËN	DS3	1.6 Racing	152	207	1598	02/2011	07/2015	Transm. Type: MC
Central Slave Cylinder, clutch	ZA2407.4.6		CITROËN	DS3	1.6 THP 165	121	165	1598	10/2014	06/2015	Transm. Type: MC
Central Slave Cylinder, clutch	ZA2407.4.6		CITROËN	DS3 Convertible	1.6 BlueHDI 115	85	115	1560	10/2013	07/2015	Transm. Type: MC
Central Slave Cylinder, clutch	ZA2407.4.6		CITROËN	DS3 Convertible	1.6 BlueHDI 120	88	120	1560	07/2014	07/2015	Transm. Type: MC
Central Slave Cylinder, clutch	ZA2407.4.6		CITROËN	DS3 Convertible	1.6 Racing	149	203	1598	03/2014	07/2015	Transm. Type: MC
Central Slave Cylinder, clutch	ZA2407.4.6		CITROËN	DS3 Convertible	1.6 Racing	152	207	1598	03/2014	07/2015	Transm. Type: MC
Central Slave Cylinder, clutch	ZA2407.4.6		CITROËN	DS3 Convertible	1.6 THP 165	120	163	1598	02/2015	07/2015	Transm. Type: MC
Central Slave Cylinder, clutch	ZA2407.4.6		CITROËN	DS3 Convertible	1.6 THP 165	121	165	1598	10/2014	07/2015	Transm. Type: MC
Central Slave Cylinder, clutch	ZA2407.4.6		CITROËN	DS4	1.2 THP 130	96	130	1199	07/2014	07/2015	Transm. Type: MC
Central Slave Cylinder, clutch	ZA2407.4.6		CITROËN	DS4	1.6 BlueHDI 115	85	115	1560	07/2014	07/2015	Transm. Type: MC
Central Slave Cylinder, clutch	ZA2407.4.6		CITROËN	DS4	1.6 BlueHDI 120	88	120	1560	07/2014	07/2015	Transm. Type: MC
Central Slave Cylinder, clutch	ZA2407.4.6		CITROËN	DS4	1.6 HDi 110	81	110	1560	04/2011	07/2015	Transm. Type: MC
Central Slave Cylinder, clutch	ZA2407.4.6		CITROËN	DS4	1.6 HDi 110	82	112	1560	04/2011	07/2015	Transm. Type: MC
Central Slave Cylinder, clutch	ZA2407.4.6		CITROËN	DS4	1.6 HDi 115	84	114	1560	08/2012	07/2015	Transm. Type: MC
Central Slave Cylinder, clutch	ZA2407.4.6		CITROËN	DS4	1.6 THP 200	147	200	1598	04/2011	07/2015	Transm. Type: MC
Central Slave Cylinder, clutch	ZA2407.4.6		CITROËN	DS4	2.0 BlueHDI 150	110	150	1997	07/2014	07/2015	Transm. Type: ML6C
Central Slave Cylinder, clutch	ZA2407.4.6		CITROËN	DS5	1.6 BlueHDI 120	88	120	1560	07/2014	07/2015	Transm. Type: MC
Central Slave Cylinder, clutch	ZA2407.4.6		DS	DS5	1.6 BlueHDI 120	88	120	1560	07/2015		Transm. Type: MC
Central Slave Cylinder, clutch	ZA2407.4.6		CITROËN	DS5	1.6 HDi	85	115	1560	11/2013	07/2015	Transm. Type: MC
Central Slave Cylinder, clutch	ZA2407.4.6		CITROËN	DS5	1.6 HDi 110	82	112	1560	11/2011	07/2015	Transm. Type: MC
Central Slave Cylinder, clutch	ZA2407.4.6		CITROËN	DS5	1.6 HDi 115	84	114	1560	06/2012	07/2015	Transm. Type: MC
Central Slave Cylinder, clutch	ZA2407.4.6		CITROËN	DS5	1.6 THP 200	147	200	1598	11/2011	07/2015	Transm. Type: MC
Central Slave Cylinder, clutch	ZA2407.4.6		CITROËN	DS5	1.6 THP 210	155	211	1598	11/2014	07/2015	Transm. Type: MC
Central Slave Cylinder, clutch	ZA2407.4.6		DS	DS5	1.6 THP 210	155	210	1598	04/2015		Transm. Type: MC
Central Slave Cylinder, clutch	ZA2407.4.6		PEUGEOT	PARTNER Box	1.6 BlueHDI 120	88	120	1560	04/2015		Transmission Type: Manual Transmission, 6-speed
Central Slave Cylinder, clutch	ZA2407.4.6		PEUGEOT	PARTNER Tepee	1.6 BlueHDI 120	88	120	1560	12/2014		Transmission Type: Manual Transmission, 6-speed
Central Slave Cylinder, clutch	ZA2407.4.6		PEUGEOT	RCZ	1.6 16V	115	156	1598	03/2010		Transm. Type: MC
Central Slave Cylinder, clutch	ZA2407.4.6		PEUGEOT	RCZ	1.6 16V	147	200	1598	06/2010		Transm. Type: MC
Central Slave Cylinder, clutch	ZA2407.4.6		PEUGEOT	RCZ	1.6 THP 150	110	150	1598	03/2011		Transm. Type: MC
Central Slave Cylinder, clutch	ZA2407.4.6		PEUGEOT	RCZ	1.6 THP 270	199	270	1598	06/2013		Transm. Type: MC